



KINGDOM OF TONGA

INTERNATIONAL MERCHANDISE TRADE STATISTICS

ANNUAL
2015

Issued by: **STATISTICS DEPARTMENT TONGA**

SERIES NO.
SDT: 31-36



September, 2017
Price: \$40.00

PREFACE

International merchandise trade statistics (IMTS) has many uses and users who need data ranging from data sets of varying detail by country and commodity. Tonga Department of Statistics (TDoS) incorporates IMTS into other statistical products e.g. in the preparation of balance of payments and in the compilation of the gross domestic product. Government uses IMTS for planning and policy development and businesses use it to find supply sources and foreign markets. The compilation of IMTS aims to meet the needs of these various users, either directly or with adjustments taking into consideration data normally available and data collection procedures.

The Annual 2015 IMTS report describes the methodology used in compiling IMTS i.e. data sources, valuations used for imports and exports, classification used and other related aspects. The report contains detailed tables on imports, exports and re-exports by commodity and country. These tables are organised in a way to give information on trade balances, including trade balances by countries; trade by regions; principal imports and exports; trade by the three important sectors of Tonga i.e. Private Sector, Government Sector, Quasi-Government Sector; duty collected and other information.

The Statistics Department wishes to acknowledge with much appreciation the cooperation given by the Customs authorities in Nuku'alofa, (Tongatapu) and Neiafu, (Vava'u) in providing the data and making available the relevant documents to facilitate the preparation of this report.

The TDoS welcomes comments and suggestions from users as these would enable improve the scope and content of this report.

.....
Dr Viliami Konifelenisi Fifita
Government Statistician

Statistics Department
P.O. Box 149
Nuku'alofa
TONGA

Telephone No.: (676) 23-300 or (676) 23-913
Fax No.: (676) 24-303
Email: dept@stats.gov.to
Website: www.spc.int/prism/tonga

CONTENTS

PREFACE	i
TABLE OF CONTENT	ii
ACRONYMS	iii
FOREIGN EXCHANGE RATE	iv
CONVERSION FACTORS	v
INTRODUCTION	1
PERFORMANCE OF IMTS IN 2015	V
<u>STATISTICAL TRADE TABLES:</u>	
Table 1: Balance of Trade – All Items	1
Table 2: Imports by HS Sections	2
Table 3: Domestic Exports by HS Sections	4
Table 4: Re-exports by HS Sections	6
Table 5: Total Exports by HS Sections	8
Table 6: Principal Imports	10
Table 7: Principal Exports	15
Table 8: Balance of Trade by Major Partner Countries	19
Table 9: Trade by Region	22
Table 10: Trade by Mode of Transport	23
Table 11: Trade by Port	24
Table 12: Trade by Sector	24
Table 13: Imports by HS Sections and Sectors	25
Table 14: Domestic Exports by HS Sections and Sectors	26
Table 15: Re-exports by HS Sections and Sectors	27
Table 16: Imports Duty by HS Sections and Sectors	28
Table 17: Trade by All Trading Partner Countries	29
Table 18: Imports by Country of Origin and Consignment	32
Table 19: Trade by Broad Economic Category	35
Table 20: Imports by Enduse	36
Table 21: IMPORTS BY HS TARIFF CODE	37
Table 22: DOMESTIC EXPORTS BY HS TARIFF CODE	395
Table 23: RE-EXPORTS BY HS TARIFF CODE	448

ACRONYMS

Totals may not tally due to rounding of figures to Tongan Pa'anga and quantity figures to whole numbers.

Acronyms and abbreviations

IMTS	International merchandise trade statistics
TDoS	Tonga Department of Statistics
TOP	Tongan Pa'anga
CIF	Cost, insurance and freight
FOB	Free on board
NEC	Not Elsewhere Classified
NES	Not Elsewhere Specified

Symbols used:

..	Not applicable
...	Data not available
0.0	Magnitude less than half of unit employed
-	Nil
e	Estimate
r	Revised figures

Foreign Exchange Rate:

Currencies of the principal trading partners of the Kingdom vis-à-vis the Tongan pa'anga are given below. These rates are based on the selling rate of Commercial Banks for the months shown below.

Country/Currency	Jan	Feb	Mar	Apr	May	Jun	Jul	Aug	Sept	Oct	Nov	Dec	Annual Average
Australia (AUD)	0.6181	0.6245	0.6390	0.6405	0.6428	0.6242	0.6175	0.6232	0.6253	0.6327	0.6264	0.6244	0.6282
Canada (CAD)	0.5916	0.6126	0.6269	0.6280	0.6173	0.6035	0.5928	0.5972	0.6039	0.5948	0.5931	0.5950	0.6047
China (CNY)	3.1710	3.1508	3.1253	3.1038	3.0962	3.0979	2.9736	2.8838	2.9040	2.8514	2.8751	2.8507	3.0070
Europe (EUR)	0.4154	0.4354	0.4404	0.4593	0.4631	0.4437	0.4269	0.4226	0.4117	0.3976	0.4024	0.4163	0.4279
Fiji (FJD)	0.9737	0.9716	0.9783	0.9757	0.9777	0.9643	0.9484	0.9436	0.9372	0.9252	0.9230	0.9262	0.9537
Japan (JPY)	61.1208	60.1133	59.2652	59.8198	59.6417	59.6931	59.1901	57.1985	56.4637	53.7337	54.3409	54.8451	57.9522
New Zealand (NZD)	0.6572	0.6594	0.6692	0.6635	0.6549	0.6662	0.6807	0.6954	0.6971	0.7043	0.6759	0.6804	0.6754
Samoa (WST)	1.1807	1.1824	1.1799	1.1621	1.1735	1.1735	1.1421	1.1463	1.1609	1.1543	1.1496	1.1400	1.1621
Singapore (SGD)	0.6759	0.6801	0.6801	0.6875	0.6767	0.6632	0.6468	0.6351	0.6430	0.6362	0.6368	0.6354	0.6581
Sweden (SEK)	3.9122	4.1108	4.1826	4.2519	4.3296	4.1347	3.9651	3.9645	3.9313	3.7557	3.7790	3.8956	4.0178
Switzerland (CHF)	0.7491	0.7389	0.7328	0.7432	0.7419	0.7303	0.7225	0.7209	0.7215	0.4340	0.4616	0.4504	0.6623
United Kingdom (GBP)	0.3276	0.3343	0.3264	0.3322	0.3342	0.3206	0.3077	0.2987	0.2940	0.2924	0.2954	0.2943	0.3132
United States of America (USD)	0.5125	0.5069	0.4999	0.4974	0.4992	0.4954	0.4792	0.4645	0.4586	0.4476	0.4530	0.4476	0.4802

Notes:

1. Rates for selling and buying overseas currency are somewhat different.
2. Above rates are Tongan rates of the quoted foreign currency. To convert Tongan currency into foreign currency - multiply by the rate.
3. On February 11, 1991, Tongan currency (Pa'anga) changed the procedure for fixing the daily value from maintaining parity with Australian dollar (A\$) to pegging it to a specially constructed basket of the currencies of Tonga's main external partners and quoting Pa'anga in terms of the US dollar (USD).

Conversion Factors: Imperial Measures to Metric Units

Quantity	Imperial Unit	Metric Unit	Imperial to Metric Unit	Metric to Imperial Unit
Length	inch (in)	millimetre (mm) or	1 in = 25.4 mm	1 cm =
	foot (ft)	centimeter or metre	1 ft = 30.5 cm	1 m = 3.28 ft
	yard (yd)	metre (m)	1 yd = 0.914 m	1 m = 1.09 yd
	furlong (fur)	metre (m) or kilometre (km)	1 fur = 201 m	1 km = 4.97 fur
	mile (for navigation)	kilometre (km)	1 mile = 1.61 km	1 km = 0.621 mile
	nautical mile (n mile)	international	1 n mile = 1.852 km	-
Mass	ounce (oz)	gram (g)	1 oz = 28.3 g	1 g = 0.0353 oz
	pound (lb)	gram (g) or kilogram (kg)	1 lb = 454 g	1 kg = 2.20 lb
	stone	kilogram	1 stone = 6.35 kg	1 k = 0.157 stone
	ton	tonne (t)	1 ton = 1.02 t	1 t = 0.984
Area	square in (in)	square centimeter (cm)	1 in = 6.45 cm	1 cm = 0.155 in
	square foot (ft)	square (cm) or square (m)	1 ft = 929 cm	1 m = 10.8 ft
	square yard (yd)	square metre (m)	1 yd = 0.836 m	1 m = 1.200 yd
	perch (p)	square metre (m)	1 p = 25.3	1 m = 0.0395 p
	rood (rd)	hectare (ha)	1 rd = 0.101 ha	1 ha = 9.88 rd
	acre (ac)	hectare (ha)	1 ac = 0.405 ha	1 ha = 2.47 ac
	square mile	square kilometre (km)	1 mile = 2.59 km	1 km = 0.386 mile
Volume	cubic inch (in)	cubic centimetre (cm)	1 in = 16.4 cm	1 cm = 0.0610 in
	cubic foot (ft)	cubic metre (m)	1 ft = 0.0286	1 m = 35.3
	cubic yard (yd)	cubic metre (m)	1 yd = 0.765 m	1 m = 1.31 yd
	bushel (bus)	cubic metre (m)	1 bus = 0.0364	1 m = 27.5 bus
Volume (fluids)	fluid ounce	millilitre	1 ft oz = 28.4 ml	1 ml = 0.0352 floz
	pint (pt)	millilitre or litre	1 pt = 568 ml	1 l = 1.76 pt
	gallon (gal)	litre or cubic metre	1 gal = 4.55 l	1 = 220 gal
	acre foot	cubic metre or megalitre (m)	1 acre ft = 1230 m = 1.23 ml	1 ml = 0.811 acre ft
Force	pound-force (lbf)	Newton (N)	1 lbf = 4.45 N	N = 0.225 lbf
	ton-force (tonf)	kilonewton (kN)	1 tonf = 9.96 kN	1 kN = 0.100 tonf
Pressure	pound per square inch (psi)	kilopascal (kPa)	1 psi = 6.89 kPa	1 kPa = 0.145 psi
		atmosphere (atm)	kilopascal or	1 atm = 101 kPa
		megapascal (Mpa)	1 ton/in = 15.4 Mpa	1 Mpa = 9.87 atm
	pound per square inch (for meteorology)	megapascal (Mpa)	1 inHg = 33.9 MP	1 Mpa = 0.0647 ton/in
	inch of mercury (inHg)	millibar (mb)	1 mb = 100 Pa	1 mb = 0.0295 inHG
Velocity	mile per hour (mph)	kilometre per hour (km/h)	1 mph = 1.61 km/h	1 km/h = 0.621 mph
	(for navigation)	knot (kn)	1 kn = 1.85 km/h	-
Density	pound per cubic inch	gram per cubic centimetre (g/cm)	1 lb/in = 27.7 g/cm	1 g = 0.0361 lb/in
		= tonne per cubic metre (t/m)	1 lb/in = 27.7 t/m	1 t/m = 0.0361 lb/in
	ton per cubic yard	tonne per cubic metre (t/m)	1 ton/yd = 1.33 t/m	1 t/m = 0.752 ton/yd
Energy	British thermal unit	kilojoule (kJ)	1 Btu = 1.06 kJ	1 kJ = 0.948 Btu
	therm	megajoule (Mj)	1 therm = 106 Mj	1 Mj = 9.48 X 10 therms
	for electricity energy	kilowatt hour (kWh)	1 kWh = 3.60 Mj	-

INTRODUCTION

Statistics presented in this report covers all imported goods into and exported (including those re-exported) from the Kingdom of Tonga under Customs Act No. 25 of 1999 on Private, Government and Quasi-government accounts during 2015, except:

1. Direct transit trade goods trans-shipped through the Kingdom
2. Goods exported ex-bonded warehouse
3. Migrants and passengers effects for which a customers' entry is not received
4. Post Parcel imports and exports of small value for which customs entries are not received
5. Samples, advertising materials and patterns of No Commercial Value (NCV)

Source of Data

The Statistics presented have been compiled from import, export and re-export entries submitted by importers and exporters or their authorized agents to the Customs Division as required by the Customs Act and Regulations. The import entries show the country of consignment and country of origin, the date of clearance of goods through customs, description and value of each item of goods and the amount of duty collected thereon. The export and re-export entries show the ports of shipment and the country of destination of goods, date of shipment, description and value of each item of goods, and export duty if any realized thereon. All the entries are checked by the authorized officers of the Customs Division for various particulars and duty assessment, and are then passed on to Statistics Department on electronic forms for further processing.

Valuation

Values in this report are expressed in Tongan Pa'anga (TOP).

1. Imports

The valuation of imports is taken at CIF (cost, insurance and freight) basis, that is the normal price of the goods delivered to the buyer at the port of importation in Tonga together with freight, insurance and commission costs and all charges and expenses incidental to the sale and delivery of the goods at the port of importation but excluding excise duties sales, purchase or value added tax or other costs payable in the country of export and further excluding any import duty or other tax payable in Tonga.

2. Exports

Two systems of valuing exports are used:

- a. Goods sold and shipped abroad are valued on FOB (free on board) basis; that is, the price, which a buyer would pay for, the goods on board a vessel at the port of shipment in Tonga exclusive of local charges and taxes.
- b. Certain commodities are shipped on consignment basis, their selling prices are not known until these goods are disposed of at their destination in such cases, f.o.b. values are assessed on the basis of prices current at the time of export.

Systems of Recording the Statistics:

The Statistics presented in the Report are on "General Trade" basis. This means all goods, which enter the Kingdom whether directly for domestic consumption or into bonded warehouse are recorded as imports. Similarly all goods shipped abroad are shown either as exports or as re-export as applicable.

1. Imports:

- a. Merchandise Trade:
Imports trade includes goods, which add to the stock of material resources in Tonga as a result of their movement into the country. Similarly, imports are not confined to goods which are the subject of a commercial transaction but cover all goods which meet the above criterion.
- b. Non-Merchandise Trade:
Non-Merchandise Trade goods are those recorded separately from Merchandise Trade. Included in Non-Merchandise Trade are:
 - i. Goods being returned after repair or modification from overseas
 - ii. Leased or loaned goods
- c. Exclusion:
 - i. Temporary imports into Tonga such as tourists' effects including vehicles, travelers' samples, returnable containers, ships and aircraft engaged in international trade and transit or trans-shipment of goods.
 - ii. Fish and other sea products landed in Tonga from either extra-territorial waters or the high seas by Tongan vessels.
 - iii. Goods, other than motor vehicles imported for official representative of overseas countries.
 - iv. Passengers' baggage (except vehicles) imported permanently.
 - v. Currency transaction in Gold, Silver and Current Coin.
 - vi. Imports of a value not exceeding \$10 for which customs entries are not required.
 - vii. Goods on loan
 - viii. Replacements for short shipped or short packed goods previously recorded.
 - ix. Goods imported for use by foreign armed forces.

2. Exports:

- a. Merchandise Trade:
Merchandise Trade includes goods, which subtract from the stock or material resource in Tonga as a result of their movement out of the country. Consequently, the term Merchandise need not to be confined to goods, which are subject of a commercial, transaction but covers all goods which meet the above criterion.
 - Exports comprise all goods and materials grown, produced or manufactured in Tonga from imported materials which have changed in character as the result of the production process.
 - Re-exports are goods, materials, or articles exported in the same condition as that in which they were imported, and other imported goods which have undergone operations (e.g.) repackaging or bottling) which leave them especially unchanged.
- b. Non-Merchandise Trade:
Non-Merchandise Trade goods are recorded separately from Merchandise Trade. Included in Non-Merchandise Trade are:
 - i. Goods being returned after repairing or modification in Tonga.
 - ii. Goods on short term loan or lease.
 - iii. Service Transactions, e.g. computer data tapes and drawing etc.

- c. Exclusion:
- i. Goods consigned to Tonga forces or diplomatic representatives overseas
 - ii. Goods consigned for modification or repair
 - iii. Currency transactions in Gold, Silver and Current Coin.
 - iv. Exports of a value not exceeding \$10 for which customs entries are not required
 - v. Goods for foreign and projects
 - vi. Replacements, short shipped or short packed goods previously recorded
 - vii. Returnable containers, i.e. used gas cylinders
 - viii. Returnable samples
 - ix. Aircraft spares being consigned overseas for use in a Tongan aircraft and unserviceable parts, which have been removed from foreign aircraft, being returned overseas
 - x. Temporary trade items and tourist or travelers effects leaving Tonga

Country of Origin or Destination:

Country of origin for imports refers to the country where the final production of imported goods takes and not necessarily the country where the goods were purchased. In the case of partly manufactured goods the country of origin is taken as the country in which the final operation has altered to an appreciable degree the character, composition and value of goods.

Country of destination for exports and re-exports refers to the country to which the goods are actually consigned at the time of export or re-exports.

Units of Quantity:

Quantity where shown, represents the net weight, volume or size of goods, excluding packing, wrapping and containers. Efforts has been made to give quantity information for as many items as possible. Quantity information for a number of imported items could not be given in this report as such information was not readily available from the import entries. Quantity data have been given in metric weights and measures.

Classification of Commodities:

The classification of commodities for imports, exports and re-exports is based broadly on the Harmonized System (HS) published by the World Customs Organization to assist in the comparability of the data in this report with data published by countries in the region and elsewhere with similar classification. In few cases one item of HS has been subdivided into two or more items to reflect approximately the Tariff structure of the Kingdom.

Sector:

With effect from 1st January 1986, all imports, exports and re-exports have been classified by the sectors (previously called institutional sectors but now sectors to avoid confusion with national accounts).

1. Private Sector

Private sector includes all privately owned organization/enterprises and individual importers and exporters

- 11** Private Only
- 12** Private special duty exemption
- 13** Private (under aid/grant basis)

2. Government Sector

Government sector includes all trade by the government owned organization/enterprises.

- 21** Government Only
- 22** Government (under aid/grant basis)

3. Quasi-Government Sector

Quasi-Government sector includes all trade by organization/enterprises that are jointly owned by the government and non-government shareholders.

- 31** Quasi-Government Only
- 32** Quasi-Government special duty exemption
- 33** Quasi-Government (under aid/grant basis)

PERFORMANCE OF IMTS IN 2015

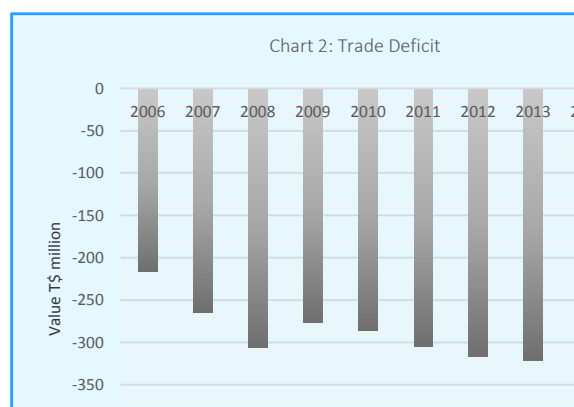
VALUE OF IMPORTS AND EXPORTS:

The total imports for year 2015 was T\$440.3 million and exports were only T\$37.2 million. Domestic export take T\$28.5 million out of the total export while re-export was only T\$8.7 million. Compared to year 2014, imports has increased by T\$36.2 million (9%) and export also increased by T\$2.2 million (6%). The increase in imports was mainly determined by an increase in prepared foodstuffs, vegetable products, chemicals, plastic and wood. The increased in export was contributed by vegetable products, prepared foodstuffs and vehicles.



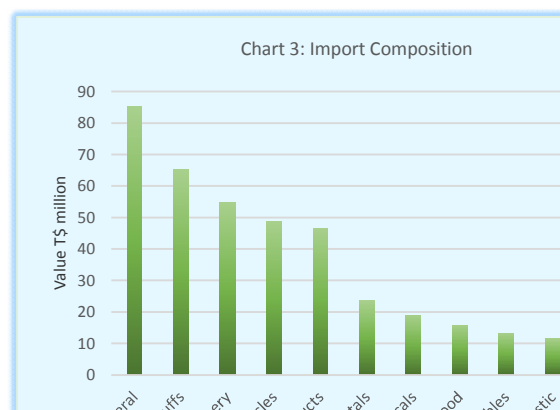
BALANCE OF TRADE:

Tonga has recorded a trade deficit of T\$403.0 million in 2015. When compared with the T\$369.1 million of 2014, Tonga trade deficit has increased by T\$33.9 million or (9%). The increase in import deficit was due to a significant increases in imports of goods in HS Sections mentioned above.



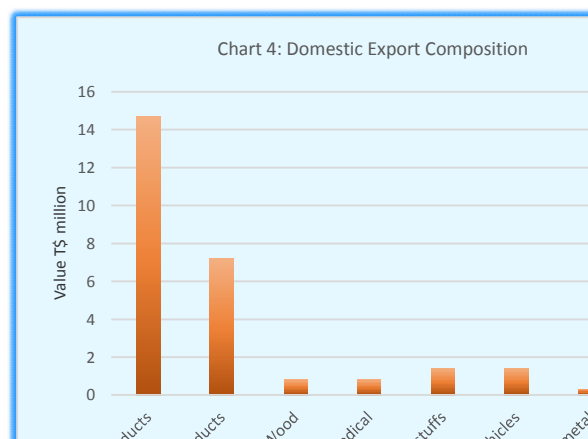
IMPORTS COMPOSITION:

The imports by major HS Sections were **Mineral products** accounted for T\$85.1 million (19%), followed by **Prepared foodstuffs** with T\$65.2 million (15%), **Machinery** with T\$54.8 million (12%), **Vehicles** with T\$48.7 million (11%), **Animal products** with T\$46.6 million (11%), **Base metals** with T\$23.5 million (5%), **Chemicals** T\$19.0 million (4%), **Wood** with T\$15.8 million (4%), **Vegetable products** with T\$13.3 million (3%), **Plastic** T\$11.5 million (3%) and **Textiles** with T\$10.0 million (2%) and the rest of T\$46.8 million (11%) shared by other groups.



DOMESTIC EXPORT COMPOSITION:

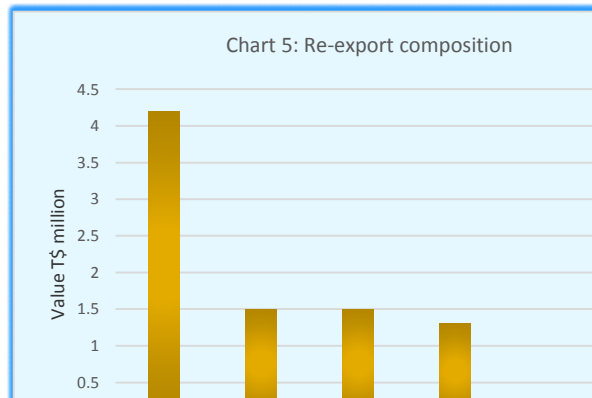
The major Domestic export by HS Sections shows that **Vegetable products** dominated export by T\$14.7 million (52%), **Animal products** has T\$7.2 million or (25%), both **Foodstuffs** and **Vehicles** with T\$1.4 million each or (5%), both **Wood and Medical goods** with T\$0.8 million (3%) each and **Others** shared the remaining T\$1.9 million or (7%) of export.



V

RE-EXPORT COMPOSITION:

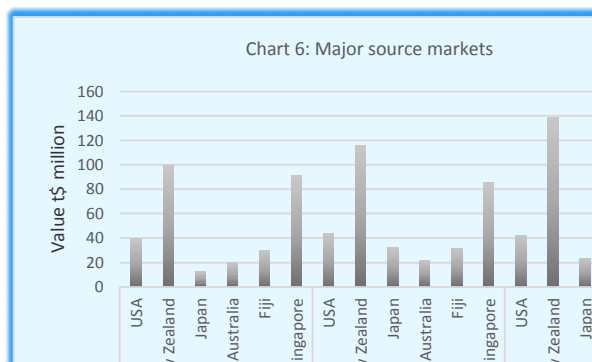
The re-export by HS Sections was dominated by **Mineral Products** with T\$4.2 million (49%), followed both by **Machinery and Vehicles** with T\$1.5 million (17%) each, **Medical Goods** contribute T\$1.3 million (15%) and **Base Metal** with T\$0.2 million or (2%).



DIRECTION OF TRADE:

MAJOR SOURCE MARKETS

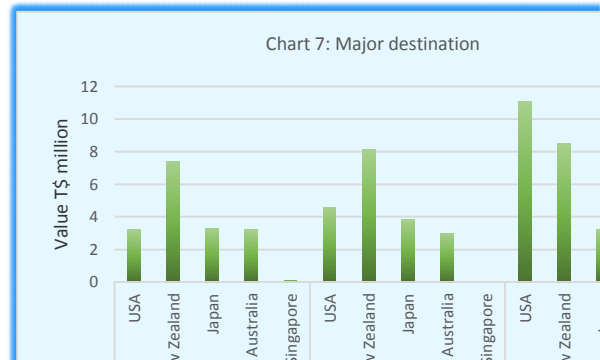
New Zealand is the main supplier of imports for Tonga in 2015 which accounted for T\$138.8 million, followed by **Fiji** with T\$77 million, **Singapore** with T\$42.8 million, **China** with T\$41.5 million, **USA** with T\$42.4 million, **Australia** with T\$28.4 million and **Japan** with T\$23.4 million is the last of the major supplier of imports to Tonga.



Major Destinations

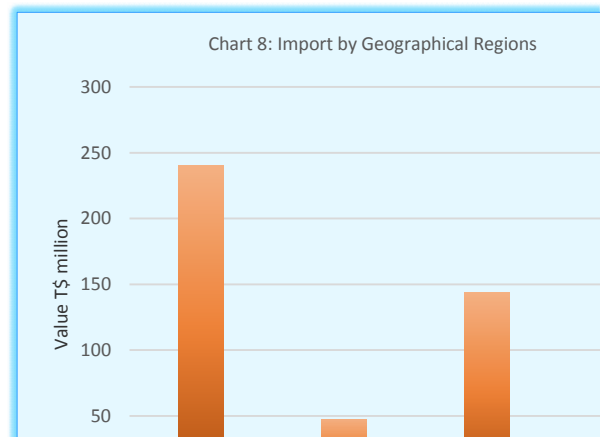
United States of America is the main destination of Tonga export with T\$11.1 million, followed by **New Zealand** with T\$8.5 million, **Japan** with T\$3.2

million, **Australia** with T\$3 million, **Singapore** with T\$0.8 million, **Fiji** with T\$0.5 million and the rest of T\$9.4 million shared among other countries.

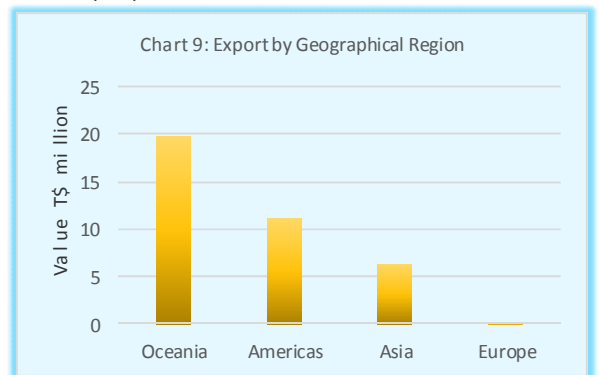


TRADE BY GEOGRAPHICAL REGIONS

Tonga's import trade by geographical regions shows that the **Oceania Region** dominated by T\$239.8 million or (54%), followed **Asia** with T\$143.5 million (33%), the **Americas** with T\$47.2 million (11%) and **Europe** with T\$9.4 million (2%).



Oceania region also takes the highest share in Tonga's export by T\$19.8 million or (53%) followed by the **Americas** with T\$11.1 million (30%), **Asia** with T\$6.2 million (16%) and **Europe** with T\$0.1 million (1%)



TRADE BY MODE OF TRANSPORT

Sea is the main mode of transport for Tonga’s import trade with T\$375 million worth of goods and T\$65 million by **Air**. Export also shows that trade by **Sea** worth T\$24.1 million and by **Air** is T\$13.1 million.

