



**SERIES NO.**  
**SDT: 39-M 53**



**Government of Tonga**

# **STATISTICAL BULLETIN**

## **ON**



# **MONTHLY MIGRATION STATISTICS OCTOBER 2016**



Statistics Department  
P.O. Box 149,  
Nuku'alofa,  
Kingdom of Tonga  
Website: [www.spc.int/prism/tonga/](http://www.spc.int/prism/tonga/)  
E-mail: [dept@stats.gov.to](mailto:dept@stats.gov.to)

**January 2017**

Price:

## PREFACE

This bulletin is produced by the Statistics Department on monthly migration statistics of the Kingdom for the month of October 2016. It shows the international arrivals and departures by months back to January 2010, mode of transportation, type of passengers, purpose of visit, age group of passengers and some charts for analysis purposes.

The data is extracted from the arrival and departure cards of the Immigration Department, Ministry of Foreign Affairs, and Customs Department's vessel & yacht log book.

This bulletin also presents information relating to gender of passengers and country of usual residence, and country visited.

Special thanks are extended to the Immigration Department of the Ministry of Foreign Affairs and Trade, Customs Department of the Ministry of Revenue Services, Airport Terminal Services, Tonga Airport Limited and Ports Authority for their assistance in providing their administrative information relating to these statistics. I am also grateful particularly to my staff members who contributed to the compilation of this report.

Any suggestions that recipients of this bulletin wish to make for its future improvement will be welcome by the Statistics Department.

.....  
Mr. Viliami Konifelenisi Fifita  
Government Statistician

Statistics Department,  
P.O. Box 149,  
Nuku'alofa,  
Tonga.

Telephone: (676) 23 – 300  
Fax : (676) 24 – 303  
Email : [dept@stats.gov.to](mailto:dept@stats.gov.to)  
Website : [www.spc.int/prism/tonga/](http://www.spc.int/prism/tonga/)



Government of Tonga

# INTERNATIONAL ARRIVALS AND DEPARTURES October 2016

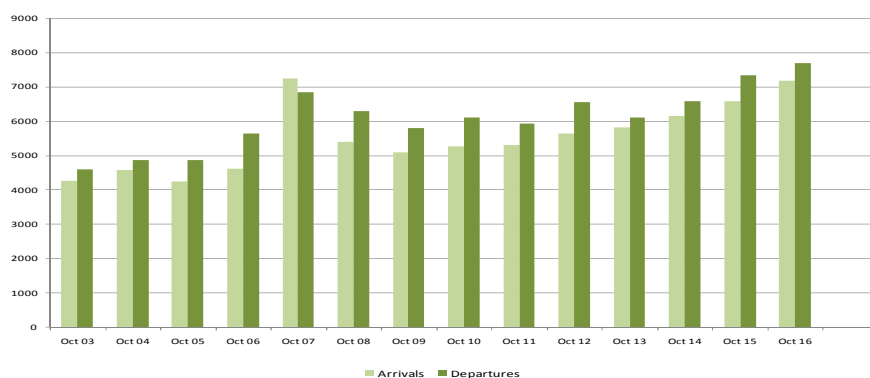
SD18M-53

## Statistical Bulletin

Month of October 2016	Number	Change from previous month	Change from previous year
All Arrivals	13,997	65.6	36.7
Air Visitors	4,298	-17.1	6.3
Air Returning Residents	2,886	-0.7	14.1
Cruise Ships	6,630	0.0	91.6
Yachts	342	-4.7	68.5
All Departures	14,583	84.7	32.1

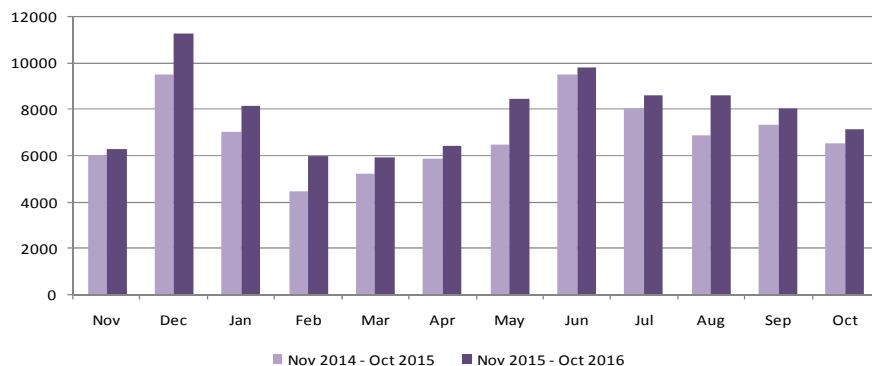
- An increase of 65.6% of all arrivals (13,997) compared to the previous month of September 2016 (8,451)
- A decline of 17.1% of all air visitors (4,298) compared to September 2016 (5,185)
- Again a decline of 0.7% (2,886) of returning residents compared to previous month (2,907)
- There were 6,630 passengers who came by Cruise Ship for the month of October, 2016
- A decline of 4.7% (342) of arrivals by yacht compared to previous month (359)
- An increase of 84.7% of all departures from September 2016.

Fig. 1: October Air Arrivals and Departures 2003 - 2016



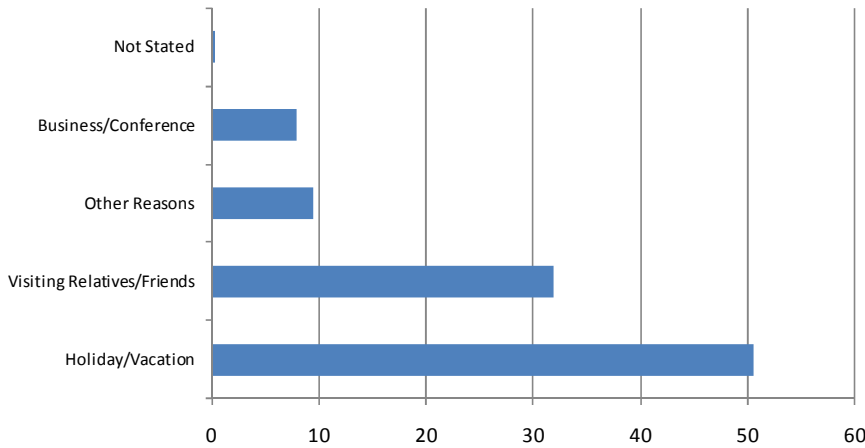
- Total air arrivals in October 2016 were 7,184 an increase of 9.3% compared to October 2015 (6,574).
- Total air departures of 7,699 in October 2016, an increase of 5.1% compared to October 2015 (7,326)

Fig2. Monthly Air Arrivals vs the corresponding month of the previous year.



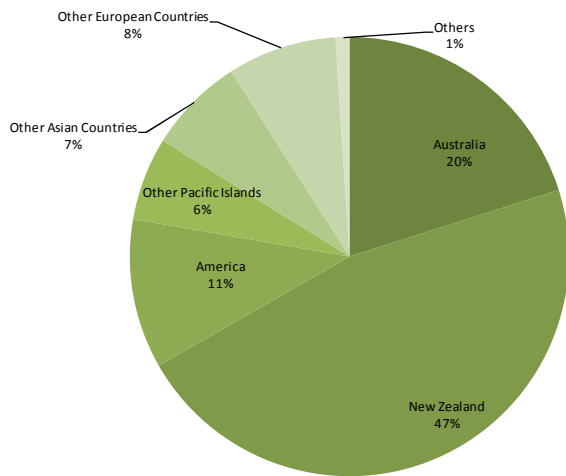
- Total air visitor arrivals in October 2016 were 4,298 an increase of 6.3% compared to October 2015 (4,045)

**Fig. 3: Air Visitors by Purpose of Visit October, 2016**



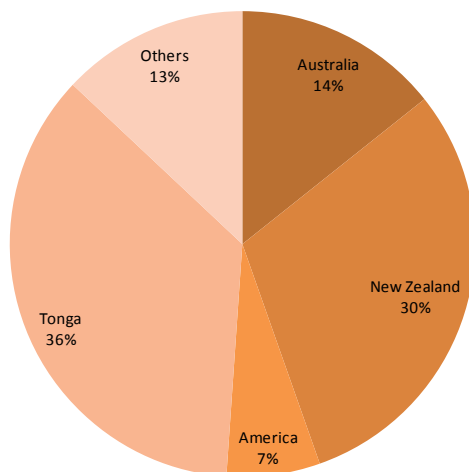
- 50.5% (2,169) of the total visitors were here on Holiday/Vacation
- Visiting Relatives/Friends made up 31.8% (1,367) of all air visitors to the Kingdom in the month of October
- Visitors who were here on Business or Conference made up 7.9% (339) and those with other reasons were 9.5% (408)

**Fig. 4: Air visitors by Country of Usual Residence October, 2016**



- New Zealand remains as the leading country in visitors arrivals by country of usual residence, accounting for 46.6% (2,003) of total air visitors
- This was followed by Australia with 20.1 % (865), and USA 11.0% (473)

**Fig. 5: Air Departures by Country of Usual Residence October, 2016**



- Most of the persons departing in the month of October were residents of Tonga (2,761) followed by New Zealand (2,331) and Australia (1,101)

## Background Information

Data is extracted from the arrival and departure cards of the Immigration Department, Ministry of Foreign Affairs and Customs vessel & yacht log book. The Statistics Department reconciles the figures from the Air Terminal Services Manifest, Tonga Airport Limited and Ports Authority Manifest to produce final published data.

Statistics on Overseas Arrivals and Departures related to the number of movements of travelers rather than the number of travelers (i.e. the multiple movements of individual persons during a given reference period are all counted).

## Definitions

- ▶ **A Visitor** is a person other than a Tongan citizen, permit holder and exempted person, who usually stay at least 24 hours in the Kingdom, or who stays overnight in accommodation within Tonga. This refers to passengers arriving by air and yacht only.
- ▶ **Cruise Ship Passengers** are defined as those who arrive and depart in the same vessel which is on a cruise trip, and use that vessel's accommodation during their stay in Tonga. They are also known as "Excursionist"
- ▶ **A Returning resident** is a person who has the Kingdom of Tonga as their permanent address for more than six months of the year and returns to Tonga after a trip overseas. Tongan residence is self-defined as reported by travelers when completing the Passenger Arrival Card.
- ▶ **Mode of Transport** Only air, yacht and cruise ships passengers are included. Passenger/crew on cargo, navy or special vessels are excluded.

The Statistics Department wishes to acknowledge the cooperation of the Immigration Department of the Ministry of Foreign Affairs and Trade and the Custom Department of the Ministry of Revenue Services, Air Terminal Services, Ports Authority making it possible to publish these important statistics.



Table 2. Total Arrivals by Age, Type of Passangers and Gender October, 2016

Age Group	Type of Passangers								
	Total			Visitors			Returning Residents		
	Total	Male	Female	Total	Male	Female	Total	Male	Female
0-4	275	137	138	160	76	84	115	61	54
5-9	199	99	100	136	65	71	63	34	29
10-14	169	88	81	134	71	63	35	17	18
15-19	188	94	94	122	61	61	66	33	33
20-24	467	247	220	215	97	118	252	150	102
25-29	731	385	346	404	186	218	327	199	128
30-34	739	401	338	428	227	201	311	174	137
35-39	629	350	279	365	199	166	264	151	113
40-44	639	352	287	345	190	155	294	162	132
45-49	736	420	316	425	236	189	311	184	127
50-54	695	372	323	448	240	208	247	132	115
55-59	558	296	262	330	184	146	228	112	116
60-64	475	251	224	318	175	143	157	76	81
65-69	352	213	139	253	154	99	99	59	40
70-74	178	96	82	126	65	61	52	31	21
75+	154	80	74	89	47	42	65	33	32
<b>Total</b>	<b>7,184</b>	<b>3,881</b>	<b>3,303</b>	<b>4,298</b>	<b>2,273</b>	<b>2,025</b>	<b>2,886</b>	<b>1,608</b>	<b>1,278</b>
<b>% Distribution</b>	<b>100.0</b>	<b>54.0</b>	<b>46.0</b>	<b>59.8</b>	<b>31.6</b>	<b>28.2</b>	<b>40.2</b>	<b>22.4</b>	<b>17.8</b>

Table 3. Total Visitors by Usual Residence and Purpose of Visit October, 2016

Country of Usual Residence	Purpose of Visit						
	Total	% Distribution	Holiday/ Vacation	Business/ Conference	Visiting Relative/ Friends	Other Reasons	Not Stated
Australia	865	20.1	383	73	325	83	1
New Zealand	2,003	46.6	1021	112	754	109	7
Fiji	181	4.2	41	48	36	53	3
American Samoa	7	0.2	0	0	7	0	0
Western Samoa	14	0.3	1	11	1	1	0
Other Pacific Islands	61	1.4	13	21	10	17	-
Japan	51	1.2	30	10	4	7	0
China	173	4.0	88	25	16	44	0
India	2	0.0	0	0	0	2	0
Korea	14	0.3	6	3	1	4	0
Other Asian Countries	65	1.5	44	6	5	10	-
UK	75	1.7	60	7	7	1	0
Germany	68	1.6	60	0	1	7	0
France	34	0.8	29	2	1	2	0
Italy	21	0.5	20	1	0	0	0
Other European Countries	147	3.4	124	4	6	11	2
All African Countries	4	0.1	-	-	3	1	-
United States of America	473	11.0	227	11	184	49	2
Canada	19	0.4	8	3	5	3	0
Other American Countries	21	0.5	14	2	1	4	-
<b>Total</b>	<b>4,298</b>	<b>100.0</b>	<b>2,169</b>	<b>339</b>	<b>1,367</b>	<b>408</b>	<b>15</b>
<b>% Distribution</b>	<b>100.0</b>		<b>50.5</b>	<b>7.9</b>	<b>31.8</b>	<b>9.5</b>	<b>0.3</b>

**Table 4: AIR DEPARTURES by Age Group, Passanger's Type for October, 2016**

Age Group	Returning Residence	Percentage Distribution	Visitors	Percentage Distribution	Total	Percentage Distribution
0 - 4	118	4.3	174	3.5	292	3.8
5 - 9	62	2.2	161	3.3	223	2.9
10 - 14	75	2.7	198	4.0	273	3.5
15 - 19	88	3.2	261	5.3	349	4.5
20 - 24	241	8.7	251	5.1	492	6.4
25 - 29	292	10.6	457	9.3	749	9.7
30 - 34	301	10.9	461	9.3	762	9.9
35 - 39	228	8.3	400	8.1	628	8.2
40 - 44	264	9.6	404	8.2	668	8.7
45 - 49	297	10.8	500	10.1	797	10.4
50 - 54	237	8.6	494	10.0	731	9.5
55 - 59	189	6.8	375	7.6	564	7.3
60 - 64	137	5.0	325	6.6	462	6.0
65 - 69	101	3.7	243	4.9	344	4.5
70 - 74	62	2.2	129	2.6	191	2.5
75+	70	2.5	104	2.1	174	2.3
<b>All Ages</b>	<b>2,762</b>	<b>100.0</b>	<b>4,937</b>	<b>100.0</b>	<b>7,699</b>	<b>100.0</b>
YACHT	-	-	258	0	258	0
CRUISE SHIP	-	-	6,626	0	6,626	0
<b>Total</b>	<b>2,762</b>	<b>100.0</b>	<b>11,821</b>	<b>100.0</b>	<b>14,583</b>	<b>100.0</b>

**Table 5. Total Departures by Country of Residence and Gender October, 2016**

Country of Usual Residence	Male	Percent	Female	Percent	Total	Percent
	No.	Distribution	No.	Distribution		
Australia	581	14.1	520	14.6	1,101	14.3
New Zealand	1,199	29.0	1,132	31.7	2,331	30.3
Fiji	125	3.0	71	2.0	196	2.5
American Samoa	1	0.0	-	-	1	0.0
Western Samoa	4	0.1	10	0.3	14	0.2
Tonga	1,532	37.1	1,229	34.4	2,761	35.9
Other Pacific Islands	34	0.8	30	0.8	64	0.8
Japan	34	0.8	17	0.5	51	0.7
China	93	2.3	51	1.4	144	1.9
India	7	0.2	-	-	7	0.1
Korea	7	0.2	1	0.0	8	0.1
Other Asian Countries	44	1.1	37	1.0	81	1.1
UK	38	0.9	41	1.1	79	1.0
Germany	41	1.0	39	1.1	80	1.0
France	20	0.5	14	0.4	34	0.4
Italy	15	0.4	13	0.4	28	0.4
Other European Countries	91	2.2	73	2.0	164	2.1
All African Countries	3	0.1	5	0.1	8	0.1
United States of America	244	5.9	260	7.3	504	6.5
Canada	14	0.3	17	0.5	31	0.4
Other American Countries	4	0.1	8	0.2	12	0.2
<b>Total</b>	<b>4,131</b>	<b>100.0</b>	<b>3,568</b>	<b>100.0</b>	<b>7,699</b>	<b>100.0</b>





---

**Printed by STATISTICS DEPARTMENT  
Nuku'alofa, TONGA—2016**

---