



SERIES NO.
SDT: 39-M 47



Government of Tonga

STATISTICAL BULLETIN

ON



MONTHLY MIGRATION STATISTICS April 2016



Statistics Department
P.O. Box 149,
Nuku'alofa,
Kingdom of Tonga
Website: www.spc.int/prism/tonga/
E-mail: dept@stats.gov.to

May 2016
Price:

PREFACE

This bulletin is produced by the Statistics Department on monthly migration statistics of the Kingdom for the month of April 2016. It shows the international arrivals and departures by months back to January 2010, mode of transportation, type of passengers, purpose of visit, age group of passengers and some charts for analysis purposes.

The data is extracted from the arrival and departure cards of the Immigration Department, Ministry of Foreign Affairs, and Customs Department's vessel & yacht log book.

This bulletin also presents information relating to gender of passengers and country of usual residence, and country visited.

Special thanks are extended to the Immigration Department of the Ministry of Foreign Affairs and Trade, Customs Department of the Ministry of Revenue Services, Airport Terminal Services, Tonga Airport Limited and Ports Authority for their assistance in providing their administrative information relating to these statistics. I am also grateful particularly to my staff members who contributed to the compilation of this report.

Any suggestions that recipients of this bulletin wish to make for its future improvement will be welcome by the Statistics Department.

.....
Mrs Masiva'ilo Masila
Acting Government Statistician

Statistics Department,
P.O. Box 149,
Nuku'alofa,
Tonga.

Telephone: (676) 23 – 300
Fax : (676) 24 – 303
Email : dept@stats.gov.to
Website : www.spc.int/prism/tonga/



Government of Tonga

INTERNATIONAL ARRIVALS AND DEPARTURES April 2016

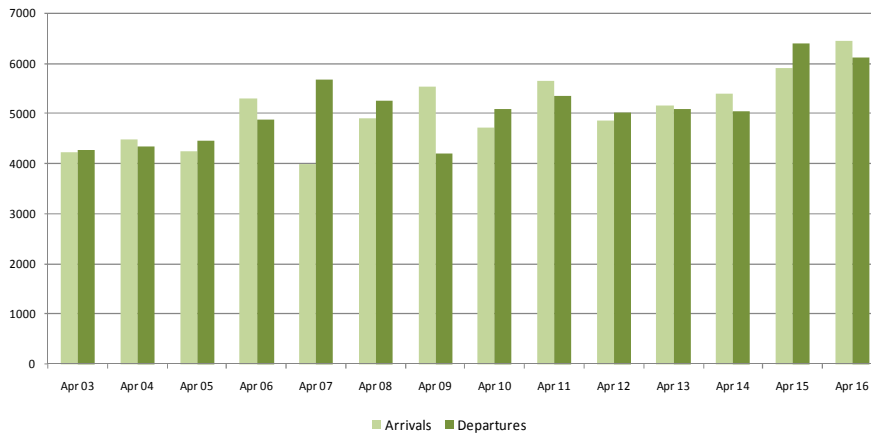
SD18M-47

Statistical Bulletin

Month of	Number	Change from previous month	Change from previous year
April 2016			
All Arrivals	10,153	37.5	28.7
Air Visitors	3,537	6.7	-2.9
Air Returning Residents	2,918	10.0	28.2
Cruise Ships	3,690	161.5	90.2
Yachts	8	100.0	-74.2
All Departures	9,839	15.9	17.4

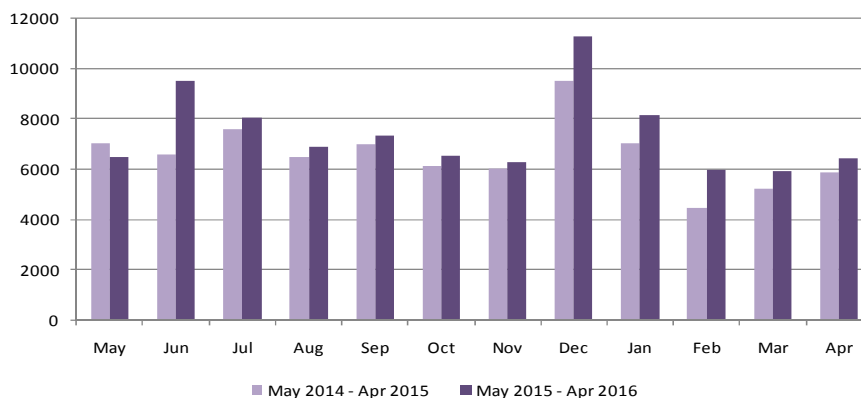
- An increase of 37.5% of all arrivals (10,153) compared to the previous month of March 2016 (7,383)
- An increase of 6.7% of all air visitors (3,537) compared to March 2016 (3,315)
- An increase of 10.0% (2,918) of returning residents compared to previous month (2,653)
- An increase of 161.5% (3,690) of Cruise Ship passengers compared to the previous month (1,411)
- Again an increase of 100% (8) of arrivals by yacht compared to previous month (4)
- An increase of 15.9% of all departures from March 2016.

Fig. 1: April Air Arrivals and Departures 2003 - 2016



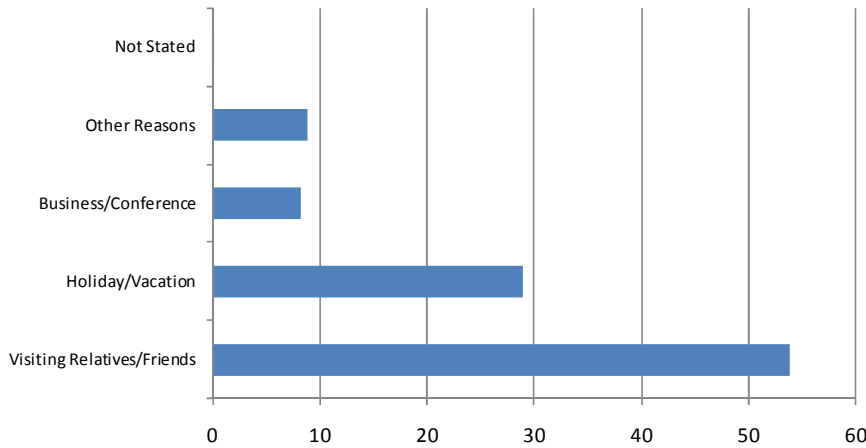
- Total air arrivals in April 2016 were 6,455 an increase of 9.1% compared to April 2015 (5,919).
- Total air departures of 6,135 in April 2016, a decline of 4.3% compared to April 2015 (6,408)

Fig 2. Monthly Air Arrivals vs the corresponding month of the previous year.



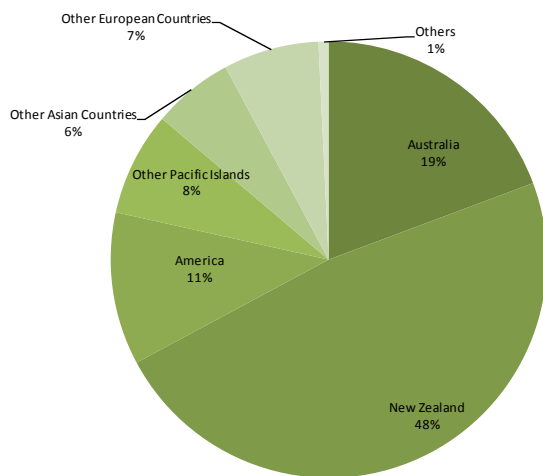
- Total air visitor arrivals in April 2016 were 3,537 a decline of 2.9% compared to April 2015 (3,642)

Fig. 3: Air Visitors by Purpose of Visit April, 2016



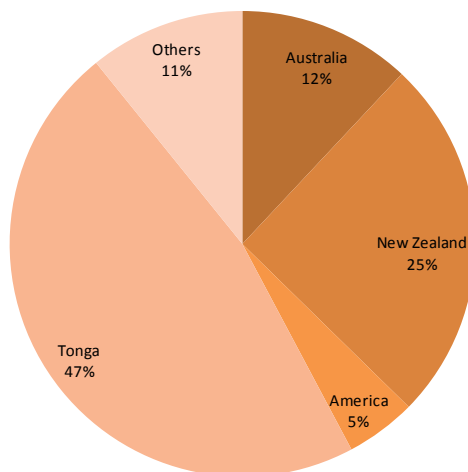
- Visiting Relatives/Friends made up 53.8% (1,903) of all air visitors to the Kingdom in the month of April.
- 28.9% (1,021) of the total visitors were here on Holiday/Vacation
- Visitors who were here on Business or Conference made up 8.3% (294) and those with other reasons were 8.8% (312)

Fig. 4: Air visitors by Country of Usual Residence April, 2016



- New Zealand remains as the leading country in visitors arrivals by country of usual residence, accounting for 47.8% (1,692) of total air visitors
- This was followed by Australia with 19.3% (683), and USA 11.3% (401)

Fig. 5: Air Departures by Country of Usual Residence April, 2016



- Most of the persons departing in the month of April were residents of Tonga (2,878) followed by New Zealand (1,552) and Australia (739)

Background Information

Data is extracted from the arrival and departure cards of the Immigration Department, Ministry of Foreign Affairs and Customs vessel & yacht log book. The Statistics Department reconciles the figures from the Air Terminal Services Manifest, Tonga Airport Limited and Ports Authority Manifest to produce final published data.

Statistics on Overseas Arrivals and Departures related to the number of movements of travelers rather than the number of travelers (i.e. the multiple movements of individual persons during a given reference period are all counted).

Definitions

- ▶ **A Visitor** is a person other than a Tongan citizen, permit holder and exempted person, who usually stay at least 24 hours in the Kingdom, or who stays overnight in accommodation within Tonga. This refers to passengers arriving by air and yacht only.
- ▶ **Cruise Ship Passengers** are defined as those who arrive and depart in the same vessel which is on a cruise trip, and use that vessel's accommodation during their stay in Tonga. They are also known as "Excursionist"
- ▶ **A Returning resident** is a person who has the Kingdom of Tonga as their permanent address for more than six months of the year and returns to Tonga after a trip overseas. Tongan residence is self-defined as reported by travelers when completing the Passenger Arrival Card.
- ▶ **Mode of Transport** Only air, yacht and cruise ships passengers are included. Passenger/crew on cargo, navy or special vessels are excluded.

The Statistics Department wishes to acknowledge the cooperation of the Immigration Department of the Ministry of Foreign Affairs and Trade and the Custom Department of the Ministry of Revenue Services, Air Terminal Services, Ports Authority making it possible to publish these important statistics.

Table 2. Total Arrivals by Age, Type of Passangers and Gender April, 2016

Age Group	Type of Passangers								
	Total			Visitors			Returning Residents		
	Total	Male	Female	Total	Male	Female	Total	Male	Female
0-4	270	123	147	155	67	88	115	56	59
5-9	224	115	109	138	70	68	86	45	41
10-14	201	101	100	131	63	68	70	38	32
15-19	291	131	160	189	78	111	102	53	49
20-24	489	245	244	216	84	132	273	161	112
25-29	546	299	247	260	129	131	286	170	116
30-34	642	332	310	323	149	174	319	183	136
35-39	601	317	284	308	159	149	293	158	135
40-44	598	320	278	318	158	160	280	162	118
45-49	647	343	304	351	177	174	296	166	130
50-54	591	319	272	355	197	158	236	122	114
55-59	451	231	220	260	136	124	191	95	96
60-64	336	181	155	193	107	86	143	74	69
65-69	254	142	112	172	92	80	82	50	32
70-74	171	97	74	89	57	32	82	40	42
75+	143	69	74	79	36	43	64	33	31
Total	6,455	3,365	3,090	3,537	1,759	1,778	2,918	1,606	1,312
% Distribution	100.0	52.1	47.9	54.8	27.3	27.5	45.2	24.9	20.3

Table 3. Total Visitors by Usual Residence and Purpose of Visit April, 2016

Country of Usual Residence	Purpose of Visit						
	Total	% Distribution	Holiday/Vacation	Business/Conference	Visiting Relative/Friends	Other Reasons	Not Stated
Australia	683	19.3	170	45	403	64	1
New Zealand	1,692	47.8	470	95	1,015	110	2
Fiji	175	4.9	36	37	69	33	-
American Samoa	5	0.1	-	-	5	-	-
Western Samoa	23	0.7	-	9	9	5	-
Other Pacific Islands	69	2.0	4	19	39	6	1
Japan	44	1.2	20	7	16	1	-
China	84	2.4	24	23	15	22	-
India	5	0.1	-	2	2	1	-
Korea	2	0.1	2	-	-	-	-
Other Asian Countries	77	2.2	28	13	29	7	-
UK	53	1.5	24	8	16	5	-
Germany	73	2.1	53	3	13	4	-
France	26	0.7	14	1	4	7	-
Italy	5	0.1	3	1	1	-	-
Other European Countries	93	2.6	71	6	11	4	1
All African Countries	7	0.2	2	1	3	1	-
United States of America	401	11.3	92	19	247	41	2
Canada	11	0.3	7	3	-	1	-
Other American Countries	9	0.3	1	2	6	-	-
Total	3,537	100.0	1,021	294	1,903	312	7
% Distribution	100.0		28.9	8.3	53.8	8.8	0.2

Table 4: AIR DEPARTURES by Age Group, Passanger's Type for April, 2016

Age Group	Returning Residence	Percentage Distribution	Visitors	Percentage Distribution	Total	Percentage Distribution
0 - 4	84	2.9	106	3.3	190	3.1
5 - 9	84	2.9	107	3.3	191	3.1
10 - 14	46	1.6	118	3.6	164	2.7
15 - 19	99	3.4	163	5.0	262	4.3
20 - 24	284	9.9	192	5.9	476	7.8
25 - 29	339	11.8	236	7.2	575	9.4
30 - 34	351	12.2	324	9.9	675	11.0
35 - 39	279	9.7	279	8.6	558	9.1
40 - 44	256	8.9	277	8.5	533	8.7
45 - 49	297	10.3	342	10.5	639	10.4
50 - 54	208	7.2	334	10.3	542	8.8
55 - 59	177	6.2	249	7.6	426	6.9
60 - 64	126	4.4	204	6.3	330	5.4
65 - 69	109	3.8	162	5.0	271	4.4
70 - 74	66	2.3	86	2.6	152	2.5
75+	73	2.5	78	2.4	151	2.5
All Ages	2,878	100.0	3,257	100.0	6,135	100.0
YACHT	-	-	6	0	6	0
CRUISE SHIP	-	-	3,698	0	3698	0
Total	2,878	100.0	6,961	100.0	9,839	100.0

Table 5. Total Departures by Country of Residence and Gender April, 2016

Country of Usual Residence	Male	Percent	Female	Percent	Total	Percent
	No.	Distribution	No.	Distribution		No.
Australia	372	11.1	367	13.2	739	12.0
New Zealand	759	22.6	793	28.5	1,552	25.3
Fiji	67	2.0	66	2.4	133	2.2
American Samoa	5	0.1	5	0.2	10	0.2
Western Samoa	12	0.4	8	0.3	20	0.3
Tonga	1,694	50.5	1,184	42.6	2,878	46.9
Other Pacific Islands	25	0.7	31	1.1	56	0.9
Japan	28	0.8	24	0.9	52	0.8
China	55	1.6	18	0.6	73	1.2
India	3	0.1	-	-	3	0.0
Korea	-	-	-	-	-	-
Other Asian Countries	27	0.8	28	1.0	55	0.9
UK	24	0.7	24	0.9	48	0.8
Germany	37	1.1	28	1.0	65	1.1
France	18	0.5	7	0.3	25	0.4
Italy	5	0.1	1	0.0	6	0.1
Other European Countries	44	1.3	50	1.8	94	1.5
All African Countries	3	0.1	-	-	3	0.0
United States of America	166	4.9	136	4.9	302	4.9
Canada	7	0.2	5	0.2	12	0.2
Other American Countries	6	0.2	3	0.1	9	0.1
Total	3,357	100.0	2,778	100.0	6,135	100.0



**Printed by STATISTICS DEPARTMENT
Nuku'alofa, TONGA—2016**