


SERIES NO:  
SDT:23-291



KINGDOM OF TONGA

STATISTICAL BULLETIN

ON

CONSUMER PRICE INDEX

FEBRUARY 2011

Price: \$2.00

March 25, 2011

STATISTICS DEPARTMENT  
GOVERNMENT OF TONGA  
NUKU'ALOFA  
TONGA

Website: [www.spc.int/prism/country/to/stats](http://www.spc.int/prism/country/to/stats)

## STATISTICS DEPARTMENT

**CONSUMER PRICE INDEX FOR FEBRUARY 2011**

(Base Period : October 2010=100.0)

**Consumer Price Index for February 2011 decreased by 0.2%**  
**With an Annual Inflation Rate of 6.5%**

*The Consumer Price Index covers price changes in Tongatapu Division only. The weights were derived from Household Income and Expenditure Survey of 2009*

1. The **Consumer Price Index (CPI)** for February 2011 recorded a decreased 0.2% over January 2011 (101.7) and now stands at 101.5. For the previous two months, December 2010 increased by 0.3%, and January 2011 further increased by 1.9%.
2. The **Annual Rate of Inflation** for the second month of the year, February 2011 stood at 6.5%. This is compared to 6.9% recorded for January 2011 and 1.9% for January 2010. Local Index recorded an Annual Inflation Rate of 4.7% while the Imported Index was 8.0%.
3. When comparing the Local and Imported indices during February 2011 to the index of January 2011, Local Index decreased by 1.4% while the Imported Index increased by 0.8%.
4. Detailed changes in each group over the previous month are as follows:
  - A. **FOOD** **-1.0%**  
Food Group made a decrease towards the index position of February 2011. This was due to decrease in prices of local fruits and vegetables, local meat and fish, and local dairy farm products, whereas prices for cereal and cereal products were recorded to increase during February 2011.
  - B. **HOUSING** **0.8%**  
Prices of some imported house maintenance goods were recorded to increase for the month of February 2011.
  - C. **HOUSEHOLD OPERATIONS** **0.0%**  
Although there were price changes in this group, but these changes counter balance each other, thus resulted to no change of this group for February 2011.
  - D. **CLOTHING AND FOOTWEAR** **0.0%**  
Prices of items in this group remained unchanged, thus resulted in no change of this group index during February 2011.
  - E. **TRANSPORTATION** **1.9%**  
Transportation group made an increase towards the index of February 2011, which again due to increase in prices of fuel (petrol and diesel) and also airline fares.
  - F. **TOBACCO, ALCOHOL & KAVA TONGA** **0.2%**  
Prices of some items in Tobacco sub-group increase for February 2011, which include Port royal, Winfield blue and pall mall cigarettes.
  - G. **MISC. GOODS AND SERVICES** **0.3%**  
Miscellaneous Goods and Services group made an increase towards the index position of February 2011. This was due to increase prices of some cosmetic and toiletries items.

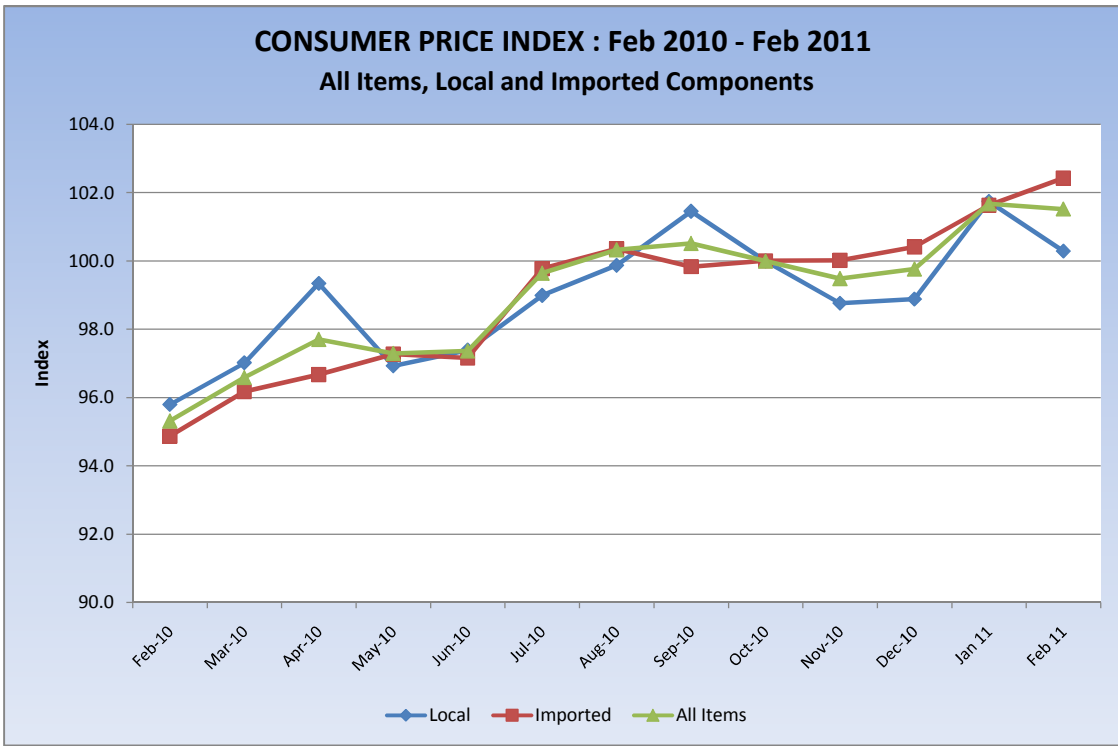


Fig 1: Graphical representation of Consumer Price Index for Total, Local and Imported Components

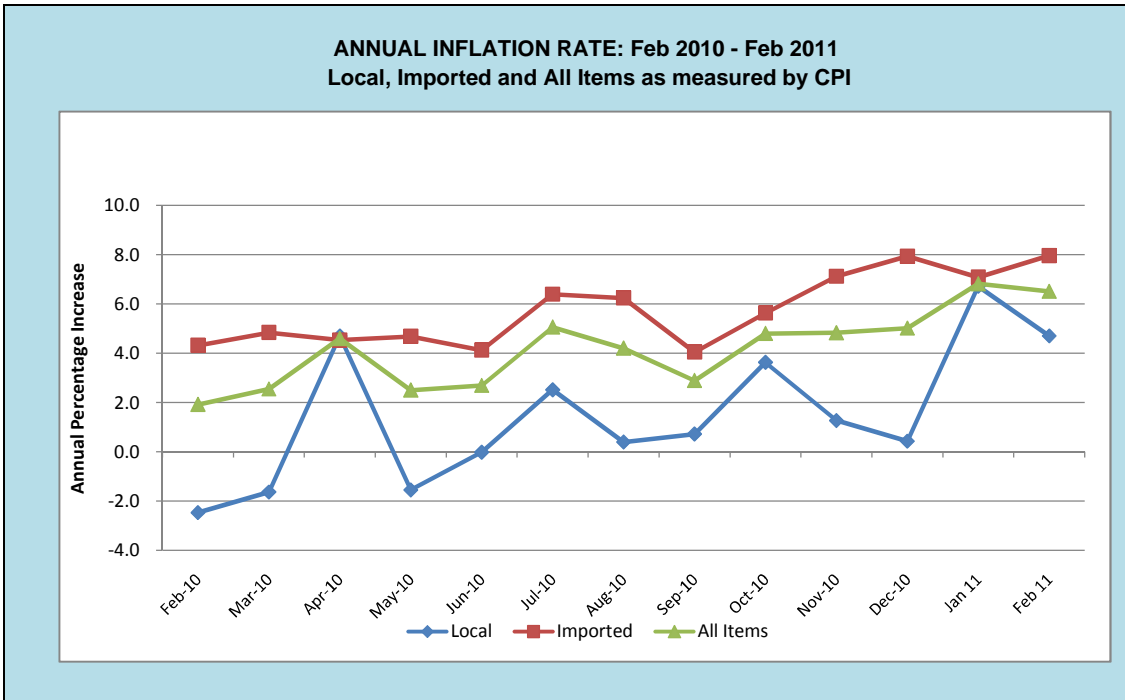
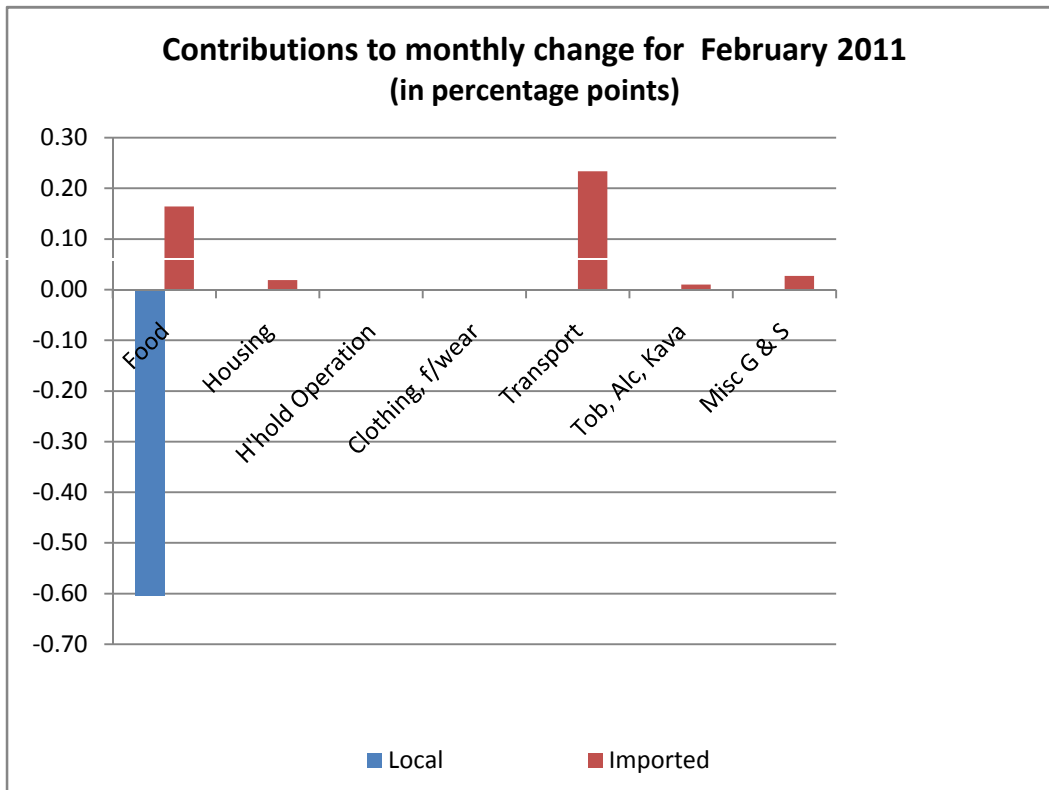


Fig 2: Graphical representation of Annual Inflation rate (%) for Local, Imported and All Items as measured by Consumer Price Index (CPI)

**Fig 3: Contribution to % change from previous month, All groups  
January 2011 to February 2011**

| Group            | Local        | Imported    | Total        |
|------------------|--------------|-------------|--------------|
| Food             | -0.60        | 0.16        | -0.44        |
| Housing          | 0.00         | 0.02        | 0.02         |
| H'hold Operation | 0.00         | 0.00        | 0.00         |
| Clothing, f/wear | 0.00         | 0.00        | 0.00         |
| Transport        | 0.00         | 0.23        | 0.23         |
| Tob, Alc, Kava   | 0.00         | 0.01        | 0.01         |
| Misc G & S       | 0.00         | 0.03        | 0.03         |
| <b>TOTAL</b>     | <b>-0.60</b> | <b>0.45</b> | <b>-0.15</b> |



**TABLE 1: CONSUMER PRICE INDEX BY MAJOR GROUPS**

Base Period : OCTOBER 2010 (= 100.0)

Index Period : FEBRUARY 2011

| YEAR / MONTH  | ALL ITEMS     | FOOD         | HOUSING     | HOUSEHOLD OPERATIONS | CLOTHING & FOOTWEAR | TRANSPOR-TATION | TOBACCO, ALCOHOL & KAVA | MISC. GOODS & SERVICES |
|---|---------------|--------------|-------------|----------------------|---------------------|-----------------|-------------------------|------------------------|
|   | <b>100.00</b> | <b>45.76</b> | <b>2.52</b> | <b>20.80</b>         | <b>3.16</b>         | <b>11.93</b>    | <b>6.00</b>             | <b>9.83</b>            |
| <b>2007</b>   |               |              |             |                      |                     |                 |                         |                        |
| July  | 85.7          | 82.0         | 96.4        | 94.1                 | 90.2                | 95.8            | 72.7                    | 93.6                   |
| August  | 86.4          | 83.4         | 96.7        | 96.7                 | 90.2                | 93.6            | 73.1                    | 93.9                   |
| September   | 87.2          | 85.2         | 96.7        | 96.3                 | 90.2                | 93.6            | 73.8                    | 93.4                   |
| October   | 87.4          | 86.1         | 96.9        | 96.3                 | 89.9                | 91.7            | 74.8                    | 93.7                   |
| November  | 87.6          | 84.9         | 96.8        | 96.5                 | 89.7                | 94.9            | 75.8                    | 93.7                   |
| December  | 88.3          | 85.7         | 97.1        | 96.6                 | 90.5                | 96.1            | 76.0                    | 94.5                   |
| <b>2008</b>   |               |              |             |                      |                     |                 |                         |                        |
| January   | 90.3          | 87.0         | 97.1        | 100.2                | 91.7                | 101.4           | 75.5                    | 98.7                   |
| February  | 91.8          | 88.6         | 96.5        | 104.9                | 91.7                | 102.2           | 76.6                    | 98.1                   |
| March   | 92.0          | 89.0         | 97.0        | 104.7                | 91.7                | 101.2           | 76.3                    | 102.5                  |
| April   | 92.2          | 89.3         | 98.3        | 105.0                | 87.3                | 101.5           | 76.2                    | 102.2                  |
| May   | 93.2          | 89.2         | 97.5        | 101.8                | 99.5                | 108.4           | 76.5                    | 102.0                  |
| June  | 93.7          | 90.2         | 97.6        | 102.1                | 99.5                | 109.0           | 76.5                    | 102.1                  |
| July  | 93.7          | 87.6         | 98.7        | 102.2                | 98.0                | 113.9           | 78.4                    | 102.4                  |
| August  | 95.8          | 89.6         | 99.2        | 102.5                | 100.8               | 118.3           | 81.0                    | 101.9                  |
| September   | 96.2          | 88.8         | 101.4       | 108.8                | 100.8               | 116.1           | 82.5                    | 102.5                  |
| October   | 95.8          | 88.0         | 101.9       | 108.9                | 98.6                | 116.1           | 82.9                    | 101.5                  |
| November  | 94.5          | 86.2         | 104.4       | 106.8                | 97.5                | 114.2           | 82.8                    | 101.4                  |
| December  | 93.9          | 88.0         | 104.4       | 106.6                | 97.5                | 106.1           | 82.1                    | 101.3                  |
| <b>2009</b>   |               |              |             |                      |                     |                 |                         |                        |
| January   | 93.8          | 91.6         | 103.8       | 106.0                | 100.0               | 94.1            | 83.1                    | 101.5                  |
| February  | 93.5          | 92.6         | 103.8       | 105.9                | 100.2               | 89.5            | 83.6                    | 101.5                  |
| March   | 94.2          | 93.3         | 103.8       | 104.6                | 100.2               | 92.3            | 83.9                    | 101.4                  |
| April   | 93.4          | 92.9         | 103.9       | 95.1                 | 101.1               | 93.0            | 84.6                    | 104.5                  |
| May   | 94.9          | 96.3         | 103.9       | 95.0                 | 101.1               | 93.4            | 84.6                    | 104.5                  |
| June  | 94.8          | 95.9         | 103.9       | 95.0                 | 101.1               | 94.3            | 84.1                    | 104.5                  |
| July  | 94.8          | 95.2         | 104.0       | 95.2                 | 101.3               | 96.5            | 83.7                    | 105.0                  |
| August  | 96.3          | 98.0         | 104.0       | 95.2                 | 101.3               | 99.3            | 82.3                    | 105.4                  |
| September   | 97.7          | 101.5        | 104.0       | 95.2                 | 101.3               | 98.8            | 82.3                    | 105.4                  |
| October   | 95.4          | 96.6         | 103.9       | 98.3                 | 100.6               | 96.4            | 81.3                    | 105.2                  |
| November  | 94.9          | 95.7         | 103.9       | 98.3                 | 100.6               | 96.7            | 80.5                    | 105.2                  |
| December  | 95.0          | 95.3         | 102.8       | 98.4                 | 100.6               | 98.0            | 81.0                    | 105.2                  |
| <b>2010</b>   |               |              |             |                      |                     |                 |                         |                        |
| January   | 95.2          | 94.8         | 103.0       | 98.2                 | 99.7                | 97.8            | 86.5                    | 99.1                   |
| February  | 95.3          | 94.5         | 103.0       | 98.3                 | 99.7                | 99.2            | 87.0                    | 99.1                   |
| March   | 96.6          | 97.1         | 103.0       | 98.4                 | 100.2               | 99.3            | 87.5                    | 99.1                   |
| April   | 97.7          | 99.3         | 103.7       | 98.4                 | 99.4                | 100.8           | 87.2                    | 99.1                   |
| May   | 97.3          | 97.6         | 103.7       | 98.7                 | 99.4                | 102.7           | 87.2                    | 99.1                   |
| June  | 97.4          | 98.0         | 103.6       | 100.0                | 99.3                | 100.8           | 87.5                    | 99.2                   |
| July  | 99.6          | 99.1         | 102.9       | 100.0                | 100.0               | 99.6            | 100.1                   | 99.2                   |
| August  | 100.3         | 100.4        | 103.2       | 100.1                | 100.0               | 100.3           | 100.1                   | 99.2                   |
| September   | 100.5         | 100.7        | 99.6        | 100.1                | 100.0               | 101.0           | 100.1                   | 100.4                  |
| October   | 100.0         | 100.0        | 100.0       | 100.0                | 100.0               | 100.0           | 100.0                   | 100.0                  |
| November  | 99.5          | 98.5         | 100.0       | 100.0                | 100.0               | 101.7           | 100.4                   | 99.4                   |
| December  | 99.8          | 99.0         | 99.6        | 100.0                | 100.0               | 102.3           | 100.4                   | 99.4                   |
| <b>2011</b>   |               |              |             |                      |                     |                 |                         |                        |
| January   | 101.7         | 101.4        | 99.6        | 100.0                | 104.6               | 107.3           | 100.6                   | 100.1                  |
| February  | 101.5         | 100.4        | 100.4       | 100.0                | 104.6               | 109.3           | 100.8                   | 100.4                  |
| Percentage change between January and February 2011       | -0.2          | -1.0         | 0.8         | 0.0                  | 0.0                 | 1.9             | 0.2                     | 0.3                    |
| Percentage change between February 2010 and February 2011 | 6.5           | 6.3          | -2.5        | 1.7                  | 4.8                 | 10.1            | 15.9                    | 1.3                    |

**TABLE 2: CONSUMER PRICE INDEX SERIES WITH % CHANGES FOR THE PERIOD  
AND INFLATION RATE FOR THE PERIOD AND YEAR  
(Base Period: OCTOBER 2010 = 100.0)  
Index Period: FEBRUARY 2011**

| YEAR / MONTH | LOCAL INDEX | IMPORT INDEX | ALL ITEMS INDEX | MONTHLY % CHANGE IN ALL ITEMS INDEX | ANNUAL INFLATION RATE (%) FOR THE PERIOD | AVERAGE INDEX FOR YEAR | AVERAGE ANNUAL INFLATION RATE (%) |
|--------------|-------------|--------------|-----------------|-------------------------------------|--|------------------------|-----------------------------------|
| <b>2007</b>  |             |              |                 |                                     |  |                        |                                   |
| July         | 87.7        | 84.5         | 85.7            | 2.7                                 | 6.6                                      |                        |                                   |
| August       | 89.5        | 84.6         | 86.4            | 0.8                                 | 6.9                                      |                        |                                   |
| September    | 89.1        | 86.0         | 87.2            | 0.9                                 | 8.1                                      |                        |                                   |
| October      | 88.2        | 86.9         | 87.4            | 0.3                                 | 7.7                                      |                        |                                   |
| November     | 86.3        | 88.1         | 87.6            | 0.2                                 | 7.4                                      |                        |                                   |
| December     | 87.9        | 88.3         | 88.3            | 0.8                                 | 6.8                                      | 84.7                   | 5.8                               |
| <b>2008</b>  |             |              |                 |                                     |  |                        |                                   |
| January      | 90.8        | 89.8         | 90.3            | 2.3                                 | 10.5                                     |                        |                                   |
| February     | 93.8        | 90.5         | 91.8            | 1.6                                 | 12.2                                     |                        |                                   |
| March        | 94.5        | 90.5         | 92.0            | 0.3                                 | 12.0                                     |                        |                                   |
| April        | 94.6        | 90.7         | 92.2            | 0.2                                 | 11.9                                     |                        |                                   |
| May          | 94.6        | 92.2         | 93.2            | 1.1                                 | 12.6                                     |                        |                                   |
| June         | 95.6        | 92.5         | 93.7            | 0.6                                 | 12.2                                     | 89.6                   | 9.6                               |
| July         | 92.9        | 93.9         | 93.7            | 0.0                                 | 9.3                                      |                        |                                   |
| August       | 96.1        | 95.4         | 95.8            | 2.2                                 | 10.9                                     |                        |                                   |
| September    | 96.8        | 95.6         | 96.2            | 0.4                                 | 10.3                                     |                        |                                   |
| October      | 95.0        | 96.0         | 95.8            | -0.4                                | 9.5                                      |                        |                                   |
| November     | 92.3        | 95.6         | 94.5            | -1.3                                | 7.9                                      |                        |                                   |
| December     | 94.4        | 93.5         | 93.9            | -0.6                                | 6.4                                      | 93.6                   | 10.5                              |
| <b>2009</b>  |             |              |                 |                                     |  |                        |                                   |
| January      | 97.7        | 91.5         | 93.8            | -0.2                                | 3.8                                      |                        |                                   |
| February     | 98.2        | 90.9         | 93.5            | -0.2                                | 1.9                                      |                        |                                   |
| March        | 98.6        | 91.7         | 94.2            | 0.7                                 | 2.4                                      |                        |                                   |
| April        | 94.9        | 92.5         | 93.4            | -0.8                                | 1.4                                      |                        |                                   |
| May          | 98.4        | 92.9         | 94.9            | 1.6                                 | 1.9                                      |                        |                                   |
| June         | 97.4        | 93.3         | 94.8            | -0.1                                | 1.2                                      | 94.5                   | 5.6                               |
| July         | 96.6        | 93.8         | 94.8            | 0.0                                 | 1.2                                      |                        |                                   |
| August       | 99.5        | 94.5         | 96.3            | 1.5                                 | 0.5                                      |                        |                                   |
| September    | 100.7       | 95.9         | 97.7            | 1.5                                 | 1.6                                      |                        |                                   |
| October      | 96.5        | 94.7         | 95.4            | -2.3                                | -0.4                                     |                        |                                   |
| November     | 97.5        | 93.4         | 94.9            | -0.5                                | 0.4                                      |                        |                                   |
| December     | 98.5        | 93.0         | 95.0            | 0.1                                 | 1.2                                      | 94.9                   | 1.4                               |
| <b>2010</b>  |             |              |                 |                                     |  |                        |                                   |
| January      | 95.3        | 94.9         | 95.2            | 0.2                                 | 1.5                                      |                        |                                   |
| February     | 95.8        | 94.9         | 95.3            | 0.1                                 | 1.9                                      |                        |                                   |
| March        | 97.0        | 96.2         | 96.6            | 1.3                                 | 2.5                                      |                        |                                   |
| April        | 99.3        | 96.7         | 97.7            | 1.2                                 | 4.6                                      |                        |                                   |
| May          | 96.9        | 97.3         | 97.3            | -0.4                                | 2.5                                      |                        |                                   |
| June         | 97.4        | 97.2         | 97.4            | 0.1                                 | 2.7                                      | 96.1                   | 1.7                               |
| July         | 99.0        | 99.8         | 99.6            | 2.3                                 | 5.1                                      |                        |                                   |
| August       | 99.9        | 100.3        | 100.3           | 0.7                                 | 4.2                                      |                        |                                   |
| September    | 101.5       | 99.8         | 100.5           | 0.2                                 | 2.9                                      |                        |                                   |
| October      | 100.0       | 100.0        | 100.0           | -0.5                                | 4.8                                      |                        |                                   |
| November     | 98.8        | 100.0        | 99.5            | -0.5                                | 4.8                                      |                        |                                   |
| December     | 98.9        | 100.4        | 99.8            | 0.3                                 | 5.0                                      | 98.3                   | 3.6                               |
| <b>2011</b>  |             |              |                 |                                     |  |                        |                                   |
| January      | 101.7       | 101.6        | 101.7           | 1.9                                 | 6.8                                      |                        |                                   |
| February     | 100.3       | 102.4        | 101.5           | -0.2                                | 6.5                                      | 99.3                   | 4.4                               |

**TABLE 3: CONSUMER PRICE INDEX WITH LOCAL AND IMPORTED COMPONENTS**  
**PERCENTAGE CHANGE FROM PREVIOUS MONTH**  
 (Base Period: OCTOBER 2010 = 100.0)  
 Index Period : FEBRUARY 2011

|   | WEIGHTS     |             |              | FEBRUARY 2011 |              |              | JANUARY 2011 |              |              | % CHANGE    |            |             |
|---|-------------|-------------|--------------|---------------|--------------|--------------|--------------|--------------|--------------|-------------|------------|-------------|
|   | Local       | Imported    | Total        | Local         | Imported     | Total        | Local        | Imported     | Total        | Local       | Imported   | Total       |
| <b>A. FOOD</b>                          | <b>17.8</b> | <b>27.9</b> | <b>45.8</b>  | <b>100.7</b>  | <b>100.2</b> | <b>100.4</b> | <b>104.1</b> | <b>99.6</b>  | <b>101.4</b> | <b>-3.3</b> | <b>0.6</b> | <b>-1.0</b> |
| Fruit and Vegetables                    | 6.5         | 0.9         | 7.5          | 102.2         | 110.3        | 103.2        | 109.6        | 109.5        | 109.5        | -6.7        | 0.7        | -5.8        |
| Meats, Fish & Poultry                   | 3.7         | 14.6        | 18.4         | 98.2          | 98.2         | 98.2         | 103.9        | 97.8         | 99.1         | -5.5        | 0.4        | -0.9        |
| Dairy Farm & Vegetable Products         | 0.5         | 3.2         | 3.6          | 89.2          | 103.0        | 101.2        | 92.5         | 102.0        | 100.8        | -3.6        | 1.0        | 0.4         |
| Cereals and Cereal Products             | 3.4         | 3.5         | 6.9          | 102.9         | 102.1        | 102.5        | 100.0        | 102.3        | 101.2        | 2.9         | -0.2       | 1.3         |
| Other Food                              | 0.0         | 5.7         | 5.7          | -             | 100.9        | 100.9        | -            | 99.5         | 99.5         | -           | 1.4        | 1.4         |
| Drinks, Sweets & Meals away from home   | 3.7         | 0.0         | 3.7          | 100.0         | -            | 100.0        | 100.0        | -            | 100.0        | 0.0         | -          | 0.0         |
| <b>B. HOUSING</b>                       | <b>1.7</b>  | <b>0.8</b>  | <b>2.5</b>   | <b>100.0</b>  | <b>101.2</b> | <b>100.4</b> | <b>100.0</b> | <b>98.9</b>  | <b>99.6</b>  | <b>0.0</b>  | <b>2.4</b> | <b>0.8</b>  |
| House Maintenance Goods                 | 0.1         | 0.8         | 0.9          | 100.0         | 101.2        | 101.1        | 100.0        | 98.9         | 99.0         | 0.0         | 2.4        | 2.1         |
| House Maintenance Services              | 1.6         | 0.0         | 1.6          | 100.0         | -            | 100.0        | 100.0        | -            | 100.0        | 0.0         | -          | 0.0         |
| <b>C. HOUSEHOLD OPERATIONS</b>          | <b>17.3</b> | <b>3.5</b>  | <b>20.8</b>  | <b>100.0</b>  | <b>100.0</b> | <b>100.0</b> | <b>100.0</b> | <b>100.0</b> | <b>100.0</b> | <b>0.0</b>  | <b>0.0</b> | <b>0.0</b>  |
| Domestic Fuel and Power                 | 6.0         | 1.1         | 7.1          | 100.0         | 100.1        | 100.0        | 100.0        | 100.2        | 100.0        | 0.0         | -0.1       | 0.0         |
| H/hold Appl., Equipment & Utensils      | 0.0         | 1.2         | 1.2          | -             | 100.1        | 100.1        | -            | 100.1        | 100.1        | -           | 0.0        | 0.0         |
| Household Furni., Furn. & Textiles      | 1.4         | 0.0         | 1.4          | 100.0         | -            | 100.0        | 100.0        | -            | 100.0        | 0.0         | -          | 0.0         |
| H/hold Supplies & Services              | 4.7         | 1.2         | 5.9          | 100.0         | 99.8         | 100.0        | 100.0        | 99.9         | 100.0        | 0.0         | -0.1       | 0.0         |
| Communications Services                 | 5.2         | 0.0         | 5.2          | 100.0         | -            | 100.0        | 100.0        | -            | 100.0        | 0.0         | -          | 0.0         |
| <b>D. CLOTHING AND FOOTWEAR</b>         | <b>0.0</b>  | <b>3.2</b>  | <b>3.2</b>   | <b>-</b>      | <b>104.6</b> | <b>104.6</b> | <b>-</b>     | <b>104.6</b> | <b>104.6</b> | <b>-</b>    | <b>0.0</b> | <b>0.0</b>  |
| Clothing Supplies & Services            | 0.0         | 2.1         | 2.1          | -             | 106.8        | 106.8        | -            | 106.8        | 106.8        | -           | 0.0        | 0.0         |
| Footwear                                | 0.0         | 1.0         | 1.0          | -             | 100.0        | 100.0        | -            | 100.0        | 100.0        | -           | 0.0        | 0.0         |
| <b>E. TRANSPORTATION</b>                | <b>0.5</b>  | <b>11.5</b> | <b>11.9</b>  | <b>100.0</b>  | <b>109.6</b> | <b>109.3</b> | <b>100.0</b> | <b>107.6</b> | <b>107.3</b> | <b>0.0</b>  | <b>1.9</b> | <b>1.9</b>  |
| Public Transportation                   | 0.5         | 2.9         | 3.4          | 100.0         | 104.7        | 104.0        | 100.0        | 104.6        | 104.0        | 0.0         | 0.0        | 0.0         |
| Private Transportation                  | 0.0         | 8.6         | 8.6          | -             | 111.3        | 111.3        | -            | 108.6        | 108.6        | -           | 2.5        | 2.5         |
| <b>F. TOBACCO, ALCOHOL &amp; KAVA</b>   | <b>1.5</b>  | <b>4.5</b>  | <b>6.0</b>   | <b>100.0</b>  | <b>101.1</b> | <b>100.8</b> | <b>100.0</b> | <b>100.8</b> | <b>100.6</b> | <b>0.0</b>  | <b>0.2</b> | <b>0.2</b>  |
| Tobacco                                 | 0.0         | 2.9         | 2.9          | -             | 101.7        | 101.7        | -            | 101.3        | 101.3        | -           | 0.3        | 0.3         |
| Alcohol                                 | 0.8         | 1.6         | 2.4          | 100.0         | 100.0        | 100.0        | 100.0        | 100.0        | 100.0        | 0.0         | 0.0        | 0.0         |
| Kava                                    | 0.7         | 0.0         | 0.7          | 100.0         | -            | 100.0        | 100.0        | -            | 100.0        | 0.0         | -          | 0.0         |
| <b>G. MISC. GOODS &amp; SERVICES</b>    | <b>3.5</b>  | <b>6.4</b>  | <b>9.8</b>   | <b>100.0</b>  | <b>100.6</b> | <b>100.4</b> | <b>100.7</b> | <b>100.2</b> | <b>100.4</b> | <b>-0.7</b> | <b>0.4</b> | <b>0.0</b>  |
| Medical Health Services & Supplies      | 0.2         | 0.3         | 0.6          | 100.0         | 100.0        | 100.0        | 100.0        | 100.0        | 100.0        | 0.0         | 0.0        | 0.0         |
| Cosmetics and Toiletries                | 0.0         | 5.3         | 5.3          | -             | 99.7         | 99.7         | -            | 99.2         | 99.2         | -           | 0.5        | 0.5         |
| Personal Goods                          | 0.0         | 0.2         | 0.2          | -             | 100.0        | 100.0        | -            | 100.0        | 100.0        | -           | 0.0        | 0.0         |
| Newspapers & Stationery Supplies        | 0.1         | 0.6         | 0.6          | 100.0         | 109.4        | 108.3        | 133.3        | 109.4        | 112.1        | -25.0       | 0.0        | -3.4        |
| Leisure & Recreational & Craft Supplies | 0.4         | 0.0         | 0.4          | 100.0         | -            | 100.0        | 100.0        | -            | 100.0        | 0.0         | -          | 0.0         |
| Other Goods and Services                | 0.8         | 0.0         | 0.8          | 100.0         | -            | 100.0        | 100.0        | -            | 100.0        | 0.0         | -          | 0.0         |
| Education                               | 2.0         | 0.0         | 2.0          | 100.0         | -            | 100.0        | 100.0        | -            | 100.0        | 0.0         | -          | 0.0         |
| <b>TOTAL</b>                            | <b>42.2</b> | <b>57.8</b> | <b>100.0</b> | <b>100.3</b>  | <b>102.4</b> | <b>101.5</b> | <b>101.8</b> | <b>101.6</b> | <b>101.7</b> | <b>-1.5</b> | <b>0.8</b> | <b>-0.2</b> |

**TABLE 4: CONSUMER PRICE INDEX WITH LOCAL AND IMPORTED COMPONENTS**  
**PERCENTAGE CHANGE FROM SAME MONTH OF PREVIOUS YEAR**  
 (Base Period: OCTOBER 2010 = 100.0)  
 Index Period : FEBRUARY 2011

|   | WEIGHTS     |             |              | FEBRUARY 2011 |              |              | FEBRUARY 2010 |              |              | % CHANGE    |             |             |
|---|-------------|-------------|--------------|---------------|--------------|--------------|---------------|--------------|--------------|-------------|-------------|-------------|
|   | Local       | Imported    | Total        | Local         | Imported     | Total        | Local         | Imported     | Total        | Local       | Imported    | Total       |
| <b>A. FOOD</b>                          | <b>17.8</b> | <b>27.9</b> | <b>45.8</b>  | <b>100.7</b>  | <b>100.2</b> | <b>100.4</b> | <b>93.0</b>   | <b>95.3</b>  | <b>94.5</b>  | <b>8.3</b>  | <b>5.1</b>  | <b>6.3</b>  |
| Fruit and Vegetables                    | 6.5         | 0.9         | 7.5          | 102.2         | 110.3        | 103.2        | 84.9          | 104.7        | 87.5         | 20.3        | 5.4         | 18.0        |
| Meat, Fish & Poultry                    | 3.7         | 14.6        | 18.4         | 98.2          | 98.2         | 98.2         | 91.0          | 92.8         | 92.0         | 7.9         | 5.8         | 6.7         |
| Dairy Farm & Vegetables Products        | 0.5         | 3.2         | 3.6          | 89.2          | 103.0        | 101.2        | 104.4         | 99.5         | 100.2        | -14.6       | 3.5         | 1.0         |
| Cereals and Cereal Products             | 3.4         | 3.5         | 6.9          | 102.9         | 102.1        | 102.5        | 111.7         | 104.1        | 108.0        | -7.9        | -1.9        | -5.1        |
| Other Food                              | 0.0         | 5.7         | 5.7          | -             | 100.9        | 100.9        | -             | 93.3         | 93.3         | -           | 8.2         | 8.2         |
| Drinks, Sweets & Meals away from home   | 3.7         | 0.0         | 3.7          | 100.0         | -            | 100.0        | 96.3          | 0.0          | 96.3         | 3.8         | -           | 3.8         |
| <b>B. HOUSING</b>                       | <b>1.7</b>  | <b>0.8</b>  | <b>2.5</b>   | <b>100.0</b>  | <b>101.2</b> | <b>100.4</b> | <b>100.9</b>  | <b>105.6</b> | <b>103.0</b> | <b>-0.9</b> | <b>-4.1</b> | <b>-2.5</b> |
| House Maintenance Goods                 | 0.1         | 0.8         | 0.9          | 100.0         | 101.2        | 101.1        | 103.1         | 105.6        | 104.7        | -3.0        | -4.1        | -3.4        |
| House Maintenance Services              | 1.6         | 0.0         | 1.6          | 100.0         | -            | 100.0        | 100.0         | 0.0          | 100.0        | 0.0         | -           | 0.0         |
| <b>C. HOUSEHOLD OPERATIONS</b>          | <b>17.3</b> | <b>3.5</b>  | <b>20.8</b>  | <b>100.0</b>  | <b>100.0</b> | <b>100.0</b> | <b>98.0</b>   | <b>99.3</b>  | <b>98.3</b>  | <b>2.0</b>  | <b>0.7</b>  | <b>1.7</b>  |
| Domestic Fuel and Power                 | 6.0         | 1.1         | 7.1          | 100.0         | 100.1        | 100.0        | 100.0         | 96.4         | 99.4         | 0.0         | 3.8         | 0.6         |
| H/hold Appl., Equipment & Utensils      | 0.0         | 1.2         | 1.2          | -             | 100.1        | 100.1        | -             | 99.2         | 99.2         | -           | 0.9         | 0.9         |
| H/hold Furniture, Furniture & Textiles  | 1.4         | 0.0         | 1.4          | 100.0         | -            | 100.0        | 97.3          | 0.0          | 97.5         | 2.8         | -           | 2.6         |
| H/hold Supplies & Services              | 4.7         | 1.2         | 5.9          | 100.0         | 99.8         | 100.0        | 94.4          | 99.1         | 97.1         | 5.9         | 0.6         | 2.9         |
| Communications Services                 | 5.2         | 0.0         | 5.2          | 100.0         | -            | 100.0        | 100.0         | 0.0          | 100.0        | 0.0         | -           | 0.0         |
| <b>D. CLOTHING AND FOOTWEAR</b>         | <b>0.0</b>  | <b>3.2</b>  | <b>3.2</b>   | <b>-</b>      | <b>104.6</b> | <b>104.6</b> | <b>-</b>      | <b>99.7</b>  | <b>99.7</b>  | <b>-</b>    | <b>4.9</b>  | <b>4.8</b>  |
| Clothing Supplies & Services            | 0.0         | 2.1         | 2.1          | -             | 106.8        | 106.8        | -             | 99.5         | 99.6         | -           | 7.3         | 7.2         |
| Footwear                                | 0.0         | 1.0         | 1.0          | -             | 100.0        | 100.0        | -             | 100.1        | 100.1        | -           | -0.1        | -0.1        |
| <b>E. TRANSPORTATION</b>                | <b>0.5</b>  | <b>11.5</b> | <b>11.9</b>  | <b>100.0</b>  | <b>109.6</b> | <b>109.3</b> | <b>99.8</b>   | <b>98.9</b>  | <b>99.2</b>  | <b>0.2</b>  | <b>10.8</b> | <b>10.1</b> |
| Public Transport                        | 0.5         | 2.9         | 3.4          | 100.0         | 104.7        | 104.0        | 100.0         | 88.9         | 95.6         | 0.0         | 17.7        | 8.9         |
| Private Transport                       | 0.0         | 8.6         | 8.6          | -             | 111.3        | 111.3        | -             | 100.8        | 100.8        | -           | 10.5        | 10.5        |
| <b>F. TOBACCO, ALCOHOL &amp; KAVA</b>   | <b>1.5</b>  | <b>4.5</b>  | <b>6.0</b>   | <b>100.0</b>  | <b>101.1</b> | <b>100.8</b> | <b>101.1</b>  | <b>86.1</b>  | <b>87.0</b>  | <b>-1.1</b> | <b>17.4</b> | <b>15.9</b> |
| Tobacco                                 | 0.0         | 2.9         | 2.9          | -             | 101.7        | 101.7        | -             | 80.0         | 80.0         | -           | 27.1        | 27.1        |
| Alcohol                                 | 0.8         | 1.6         | 2.4          | 100.0         | 100.0        | 100.0        | 103.0         | 100.0        | 100.2        | -2.9        | 0.0         | -0.2        |
| Kava                                    | 0.7         | 0.0         | 0.7          | 100.0         | -            | 100.0        | 100.0         | 0.0          | 100.0        | 0.0         | -           | 0.0         |
| <b>G. MISC. GOODS &amp; SERVICES</b>    | <b>3.5</b>  | <b>6.4</b>  | <b>9.8</b>   | <b>100.0</b>  | <b>100.6</b> | <b>100.4</b> | <b>97.3</b>   | <b>100.7</b> | <b>99.1</b>  | <b>2.8</b>  | <b>-0.1</b> | <b>1.3</b>  |
| Medical Health Services & Supplies      | 0.2         | 0.3         | 0.6          | 100.0         | 100.0        | 100.0        | 88.9          | 102.8        | 90.0         | 12.5        | -2.7        | 11.1        |
| Cosmetics and Toiletries                | 0.0         | 5.3         | 5.3          | -             | 99.7         | 99.7         | -             | 100.7        | 100.7        | -           | -1.0        | -1.0        |
| Personal Goods                          | 0.0         | 0.2         | 0.2          | -             | 100.0        | 100.0        | -             | 100.9        | 100.7        | -           | -0.9        | -0.7        |
| Newspapers & Stationery Supplies        | 0.1         | 0.6         | 0.6          | 100.0         | 109.4        | 108.3        | 60.0          | 100.7        | 79.4         | 66.7        | 8.6         | 36.4        |
| Leisure & Recreational & Craft Supplies | 0.4         | 0.0         | 0.4          | 100.0         | -            | 100.0        | 99.1          | 0.0          | 99.3         | 0.9         | -           | 0.7         |
| Other Goods and Services                | 0.8         | 0.0         | 0.8          | 100.0         | -            | 100.0        | 100.0         | 0.0          | 100.0        | 0.0         | -           | 0.0         |
| Education                               | 2.0         | 0.0         | 2.0          | 100.0         | -            | 100.0        | 100.0         | 0.0          | 100.0        | 0.0         | -           | 0.0         |
| <b>TOTAL</b>                            | <b>42.2</b> | <b>57.8</b> | <b>100.0</b> | <b>100.3</b>  | <b>102.4</b> | <b>101.5</b> | <b>95.8</b>   | <b>94.9</b>  | <b>95.3</b>  | <b>4.7</b>  | <b>8.0</b>  | <b>6.5</b>  |



**TABLE 5 : CONSUMER PRICE INDEX**  
**GROUPS AND SUBGROUPS - INDEX NUMBERS**  
 (Base Period: OCTOBER 2010 = 100.0)  
 Index Period :FEBRUARY 2011

TONGA  
SDT:23-291

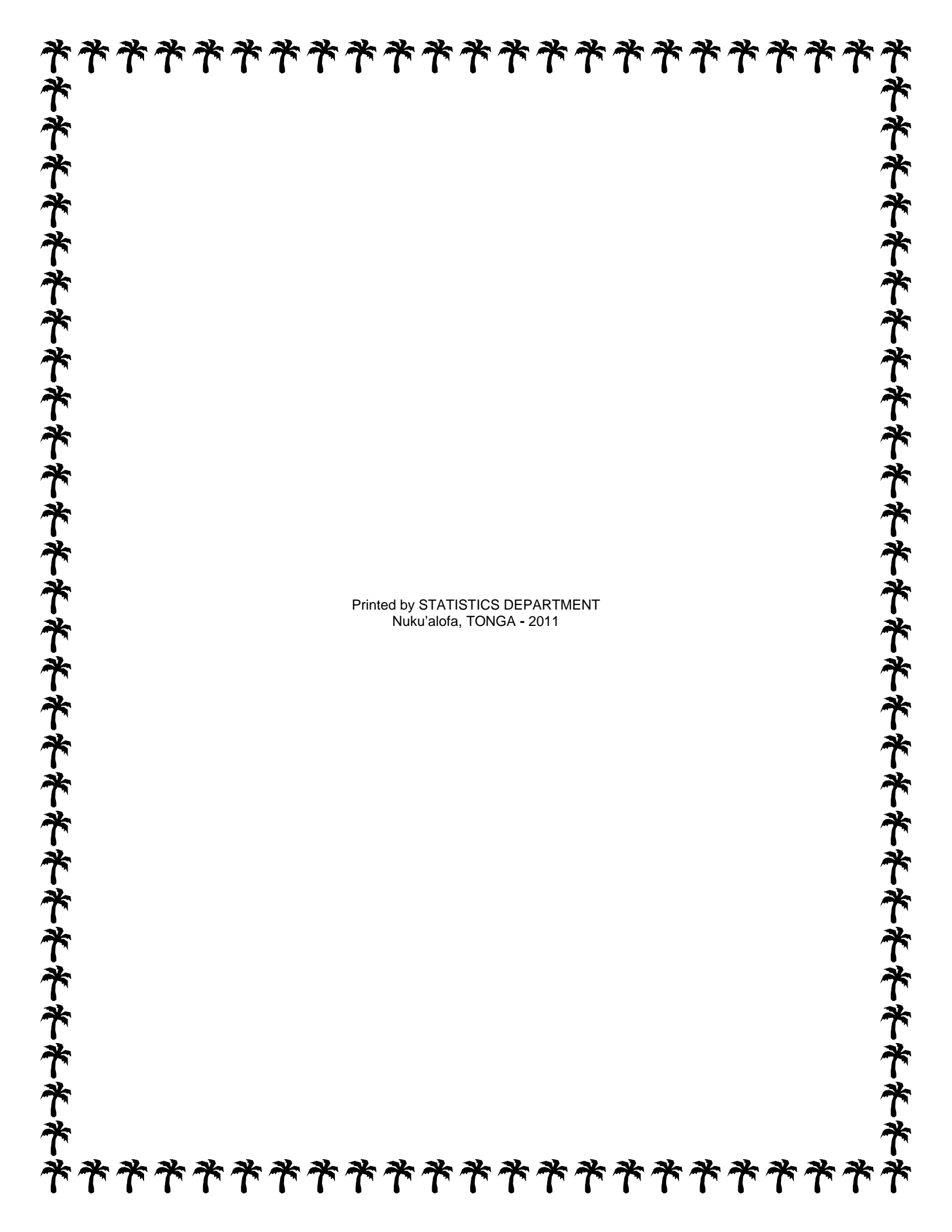
| Group or Subgroup                          | Annual       |              | ...monthly   |              |              |              |              |              |              |              |
|--|--------------|--------------|--------------|--------------|--------------|--------------|--------------|--------------|--------------|--------------|
|  | 2009         | 2010         | Jul-10       | Aug-10       | Sep-10       | Oct-10       | Nov-10       | Dec 10       | Jan 11       | Feb 11       |
| <b>A.FOOD GROUP</b>                        | <b>95.4</b>  | <b>98.3</b>  | <b>99.1</b>  | <b>100.4</b> | <b>100.7</b> | <b>100.0</b> | <b>98.5</b>  | <b>99.0</b>  | <b>101.4</b> | <b>100.4</b> |
| Fruit and Vegetables                       | 83.0         | 92.6         | 91.0         | 94.5         | 100.1        | 100.0        | 94.1         | 92.0         | 109.5        | 103.2        |
| Meats, Fish & Poultry                      | 95.7         | 98.1         | 100.1        | 101.8        | 100.9        | 100.0        | 99.1         | 100.8        | 99.1         | 98.2         |
| Dairy Farm & Vegetable Products            | 101.9        | 99.8         | 99.3         | 99.8         | 99.1         | 100.0        | 99.8         | 100.6        | 100.8        | 101.2        |
| Cereals and Cereal Products                | 111.0        | 103.5        | 102.9        | 103.1        | 103.1        | 100.0        | 99.8         | 100.4        | 101.2        | 102.5        |
| Other Food                                 | 90.6         | 99.2         | 101.3        | 100.9        | 99.6         | 100.0        | 99.1         | 99.0         | 99.5         | 100.9        |
| Drinks, Sweets & Meals away from home      | 95.1         | 99.1         | 100.0        | 100.0        | 100.0        | 100.0        | 100.0        | 100.0        | 100.0        | 100.0        |
| <b>B.HOUSING GROUP</b>                     | <b>103.8</b> | <b>102.1</b> | <b>102.9</b> | <b>103.2</b> | <b>99.6</b>  | <b>100.0</b> | <b>100.0</b> | <b>99.6</b>  | <b>99.6</b>  | <b>100.4</b> |
| House Maintenance Goods                    | 106.1        | 103.3        | 104.6        | 105.0        | 99.0         | 100.0        | 100.0        | 99.0         | 99.0         | 101.1        |
| House Maintenance Services                 | 100.0        | 100.0        | 100.0        | 100.0        | 100.0        | 100.0        | 100.0        | 100.0        | 100.0        | 100.0        |
| <b>C.HOUSEHOLD OPERATION GROUP</b>         | <b>98.5</b>  | <b>99.3</b>  | <b>100.0</b> | <b>100.1</b> | <b>100.1</b> | <b>100.0</b> | <b>100.0</b> | <b>100.0</b> | <b>100.0</b> | <b>100.0</b> |
| Domestic Fuel and Power                    | 99.0         | 100.6        | 102.5        | 102.5        | 100.4        | 100.0        | 100.0        | 100.0        | 100.0        | 100.0        |
| H/hold Appl., Equipment & Utensils         | 101.8        | 99.7         | 99.7         | 100.3        | 100.3        | 100.0        | 100.1        | 100.1        | 100.1        | 100.1        |
| Household Furni., Furn. & Textiles         | 97.6         | 98.9         | 100.0        | 100.0        | 100.0        | 100.0        | 100.0        | 100.0        | 100.0        | 100.0        |
| H/hold Supplies & Services                 | 96.9         | 98.2         | 97.6         | 97.6         | 100.0        | 100.0        | 99.9         | 99.9         | 100.0        | 100.0        |
| Communications Services                    | 100.0        | 100.0        | 100.0        | 100.0        | 100.0        | 100.0        | 100.0        | 100.0        | 100.0        | 100.0        |
| <b>D.CLOTHING AND FOOTWEAR GROUP</b>       | <b>100.8</b> | <b>99.8</b>  | <b>100.0</b> | <b>100.0</b> | <b>100.0</b> | <b>100.0</b> | <b>100.0</b> | <b>100.0</b> | <b>104.6</b> | <b>104.6</b> |
| Clothing Supplies & Services               | 99.8         | 99.7         | 100.0        | 100.0        | 100.0        | 100.0        | 100.0        | 100.0        | 106.8        | 106.8        |
| Footwear                                   | 103.8        | 100.0        | 100.0        | 100.0        | 100.0        | 100.0        | 100.0        | 100.0        | 100.0        | 100.0        |
| <b>E.TRANSPORTATION GROUP</b>              | <b>95.2</b>  | <b>100.5</b> | <b>99.6</b>  | <b>100.3</b> | <b>101.0</b> | <b>100.0</b> | <b>101.7</b> | <b>102.3</b> | <b>107.3</b> | <b>109.3</b> |
| Public Transportation                      | 96.5         | 97.5         | 95.7         | 100.0        | 100.0        | 100.0        | 100.0        | 100.0        | 104.0        | 104.0        |
| Private Transportation                     | 94.6         | 101.7        | 101.2        | 100.3        | 101.4        | 100.0        | 102.3        | 103.3        | 108.6        | 111.3        |
| <b>F.TOBACCO, ALCOHOL &amp; KAVA GROUP</b> | <b>82.9</b>  | <b>93.7</b>  | <b>100.1</b> | <b>100.1</b> | <b>100.1</b> | <b>100.0</b> | <b>100.4</b> | <b>100.4</b> | <b>100.6</b> | <b>100.8</b> |
| Tobacco                                    | 79.1         | 90.4         | 100.3        | 100.3        | 100.3        | 100.0        | 100.9        | 100.9        | 101.3        | 101.7        |
| Alcohol                                    | 89.1         | 100.0        | 100.0        | 100.0        | 100.0        | 100.0        | 100.0        | 100.0        | 100.0        | 100.0        |
| Kava                                       | 100.0        | 100.0        | 100.0        | 100.0        | 100.0        | 100.0        | 100.0        | 100.0        | 100.0        | 100.0        |
| <b>G. MISC. GOODS &amp; SERVICES</b>       | <b>104.4</b> | <b>99.4</b>  | <b>99.2</b>  | <b>99.2</b>  | <b>100.4</b> | <b>100.0</b> | <b>99.4</b>  | <b>99.4</b>  | <b>100.1</b> | <b>100.4</b> |
| Medical Health Services & Supplies         | 90.1         | 97.5         | 100.0        | 100.0        | 100.0        | 100.0        | 100.0        | 100.0        | 100.0        | 100.0        |
| Cosmetics and Toiletries                   | 99.7         | 100.3        | 100.6        | 100.6        | 100.7        | 100.0        | 98.9         | 98.9         | 99.2         | 99.7         |
| Personal Goods                             | 106.5        | 100.2        | 100.0        | 100.0        | 100.0        | 100.0        | 100.0        | 100.0        | 100.0        | 100.0        |
| Newspapers & Stationery Supplies           | 78.7         | 83.8         | 73.4         | 73.4         | 100.0        | 100.0        | 100.0        | 100.0        | 108.3        | 108.3        |
| Leisure & Recreational & Craft Supplies    | 99.2         | 99.7         | 100.0        | 100.0        | 100.0        | 100.0        | 100.0        | 100.0        | 100.0        | 100.0        |
| Other Goods and Services                   | 100.0        | 100.0        | 100.0        | 100.0        | 100.0        | 100.0        | 100.0        | 100.0        | 100.0        | 100.0        |
| Education                                  | 125.6        | 100.0        | 100.0        | 100.0        | 100.0        | 100.0        | 100.0        | 100.0        | 100.0        | 100.0        |
| <b>ALL GROUPS</b>                          | <b>94.9</b>  | <b>98.3</b>  | <b>99.6</b>  | <b>100.3</b> | <b>100.5</b> | <b>100.0</b> | <b>99.5</b>  | <b>99.8</b>  | <b>101.7</b> | <b>101.5</b> |

**Table 6 : MONTHLY AVERAGE PRICE OF  
SELECTED LOCAL ITEMS**

|                                   | Unit                  | Monthly... |       |        |        |        |        |        |        |        |        |        |        |        |        |        |       |
|-----------------------------------|-----------------------|------------|-------|--------|--------|--------|--------|--------|--------|--------|--------|--------|--------|--------|--------|--------|-------|
|                                   |                       | 2009       | 2010  | Feb-10 | Mar-10 | Apr-10 | May-10 | Jun-10 | Jul-10 | Aug-10 | Sep-10 | Oct-10 | Nov-10 | Dec 10 | Jan 11 | Feb 11 |       |
| <b>ROOT CROPS</b>                 |                       |            |       |        |        |        |        |        |        |        |        |        |        |        |        |        |       |
| 1                                 | Talo - Futuna         | 1 kg       | 0.85  | 1.26   | 1.35   | 1.44   | 1.15   | 1.13   | 1.20   | 1.08   | 1.31   | 1.26   | 1.32   | 1.36   | 1.37   | 1.26   | 1.24  |
| 2                                 | Talo - Tonga          | 1kg        | 1.09  | 1.40   | 1.29   | 1.37   | 1.28   | 1.29   | 1.25   | 1.14   | 1.24   | 1.49   | 1.41   | 1.87   | 1.77   | 1.31   | 1.53  |
| 3                                 | Manioke               | 1 kg       | 0.71  | 0.66   | 0.85   | 0.88   | 0.79   | 0.67   | 0.57   | 0.58   | 0.54   | 0.57   | 0.57   | 0.52   | 0.55   | 0.58   | 0.54  |
| 4                                 | Kumala                | 1 kg       | 0.98  | 1.15   | 1.06   | 1.24   | 1.12   | 0.87   | 1.14   | 1.14   | 1.10   | 1.17   | 1.36   | 1.33   | 1.17   | 1.15   | 1.22  |
| 5                                 | Yams, early           | 1 kg       | 3.19  | 4.08   | 3.31   | 2.94   | 2.71   | 2.83   | 3.65   | 4.55   | 4.91   | 5.41   | 5.36   | 5.06   | 4.37   | 4.25   | 3.43  |
| 6                                 | Yams, late            | 1 kg       | 1.89  | 2.44   | 1.98   | 1.98   | 2.07   | 1.57   | 2.21   | 2.51   | 2.32   | 3.33   | 3.11   | 3.11   | 3.11   | 2.93   | 2.28  |
| <b>VEGETABLES</b>                 |                       |            |       |        |        |        |        |        |        |        |        |        |        |        |        |        |       |
| 1                                 | Lu                    | 1 kg       | 3.47  | 4.62   | 6.14   | 4.83   | 5.27   | 2.84   | 3.58   | 4.65   | 5.24   | 5.42   | 4.78   | 4.06   | 3.45   | 4.55   | 3.18  |
| 2                                 | Pele                  | 1 kg       | 2.06  | 2.04   | 2.14   | 1.64   | 1.62   | 1.66   | 1.59   | 2.26   | 2.86   | 2.95   | 2.52   | 1.75   | 1.64   | 1.27   | 1.34  |
| 3                                 | Tomatoes              | 1 kg       | 5.44  | 3.81   | 1.48   | 6.97   | 12.51  | 7.49   | 3.57   | 4.20   | 2.78   | 1.76   | 1.28   | 1.54   | 1.15   | 4.86   | 3.20  |
| 4                                 | H/Cabbage             | 1 kg       | 2.83  | 2.25   | 3.14   | 4.18   | 3.81   | 2.65   | 1.93   | 1.71   | 1.59   | 1.75   | 1.94   | 1.27   | 1.29   | 1.96   | 3.81  |
| 7                                 | Carrots               | 1 kg       | 4.86  | 4.05   | 1.94   | 3.32   | 4.82   | 4.68   | 4.68   | 4.13   | 3.85   | 3.81   | 5.13   | 5.09   | 5.26   | 5.34   | 7.24  |
| 8                                 | Capsicum              | 1 kg       | 11.07 | 8.50   | 3.93   | 8.20   | 8.61   | 12.92  | 16.29  | 11.11  | 10.99  | 8.90   | 6.04   | 3.78   | 5.24   | 3.66   | 7.59  |
| <b>FRUITS AND NUTS</b>            |                       |            |       |        |        |        |        |        |        |        |        |        |        |        |        |        |       |
| 1                                 | Bananas ripe          | 1 kg       | 3.13  | 4.02   | 2.88   | 2.37   | 2.68   | 4.15   | 5.99   | 5.58   | 5.03   | 5.45   | 3.65   | 3.06   | 4.14   | 2.34   | 2.34  |
| 2                                 | Watermelon            | 1 kg       | 1.12  | 1.22   | 1.02   | 0.89   | 0.94   | 1.22   | 0.93   | 1.24   | 1.46   | 1.83   | 1.93   | 1.06   | 0.83   | 1.07   | 1.19  |
| 3                                 | Pineapple             | 1 kg       | 5.55  | 4.61   | 3.81   | 3.47   | 3.47   | 3.47   | 6.90   | 6.40   | 5.79   | 7.24   | 5.93   | 3.17   | 2.15   | 3.57   | 5.55  |
| 4                                 | Pawpaw                | 1 kg       | 2.73  | 3.11   | 2.22   | 3.56   | 4.66   | 4.77   | 3.79   | 3.57   | 3.60   | 3.28   | 2.74   | 1.58   | 1.49   | 1.49   | 1.75  |
| 5                                 | Coconut (dry)         | 1 kg       | 0.33  | 0.36   | 0.35   | 0.34   | 0.36   | 0.33   | 0.33   | 0.32   | 0.34   | 0.34   | 0.38   | 0.37   | 0.45   | 0.57   | 0.46  |
| 6                                 | Coconut (green)       | 1 kg       | 0.57  | 0.60   | 0.57   | 0.58   | 0.58   | 0.61   | 0.65   | 0.63   | 0.57   | 0.56   | 0.60   | 0.65   | 0.62   | 0.61   | 0.56  |
| 7                                 | Peanuts               | 1 kg       | 23.09 | 24.23  | 31.00  | 22.54  | 20.38  | 17.74  | 23.19  | 24.69  | 30.00  | 29.06  | 21.47  | 27.00  | 16.44  | 18.00  | 14.67 |
| <b>MARINE AND ANIMAL PRODUCTS</b> |                       |            |       |        |        |        |        |        |        |        |        |        |        |        |        |        |       |
| 1                                 | Sausages              | 1 kg       | 8.87  | 8.31   | 8.90   | 8.90   | 8.90   | 8.90   | 8.95   | 8.95   | 8.95   | 8.95   | 6.50   | 6.37   | 6.50   | 6.50   | 6.50  |
| 2                                 | Eggs                  | 1 egg      | 0.54  | 0.50   | 0.50   | 0.50   | 0.50   | 0.50   | 0.50   | 0.50   | 0.50   | 0.50   | 0.50   | 0.47   | 0.49   | 0.46   | 0.45  |
| 3                                 | Tuna                  | 1 kg       | 9.15  | 10.37  | 8.00   | 8.00   | 10.00  | 10.00  | 10.00  | 14.00  | 13.00  | 12.00  | 10.47  | 9.92   | 11.00  | 10.00  | 9.95  |
| 4                                 | Octopus               | 1 kg       | 14.56 | 12.31  | 15.87  | 13.01  | 13.21  | 10.28  | 12.08  | 8.44   | 9.45   | 9.75   | 10.88  | 10.29  | 19.49  | 15.70  | 11.69 |
| 5                                 | Cockles (to'o)        | 1 kg       | 4.47  | 3.05   | 2.46   | 2.11   | 2.03   | 2.99   | 3.79   | 3.41   | 3.91   | 3.82   | 2.79   | 3.06   | 3.29   | 4.13   | 2.33  |
| 7                                 | Stringed fish (Mixed) | 1 kg       | 8.94  | 7.85   | 6.52   | 7.15   | 7.91   | 8.22   | 7.72   | 8.83   | 9.00   | 8.87   | 7.90   | 7.12   | 8.44   | 8.30   | 7.61  |

Table 7 : MONTHLY AVERAGE PRICE OF  
SELECTED IMPORTED ITEMS

|                                  | Unit               | Monthly averages .... |       |        |        |        |        |        |        |        |        |        |        |        |        |        | Annual<br>% change |        |      |
|----------------------------------|--------------------|-----------------------|-------|--------|--------|--------|--------|--------|--------|--------|--------|--------|--------|--------|--------|--------|--------------------|--------|------|
|                                  |                    | 2009                  | 2010  | Jan-10 | Feb-10 | Mar-10 | Apr-10 | May-10 | Jun-10 | Jul-10 | Aug-10 | Sep-10 | Oct-10 | Nov-10 | Dec-10 | Jan 11 |                    | Feb 11 |      |
| <b>FOOD</b>                      |                    |                       |       |        |        |        |        |        |        |        |        |        |        |        |        |        |                    |        |      |
| <b>Fruits and Vegetables</b>     |                    |                       |       |        |        |        |        |        |        |        |        |        |        |        |        |        |                    |        |      |
| 1                                | Potatoes           | 1 kg                  | 2.54  | 2.74   | 2.15   | 2.33   | 2.64   | 2.78   | 2.63   | 2.39   | 2.45   | 2.56   | 2.56   | 2.70   | 2.76   | 3.00   | 3.15               | 3.26   | 40%  |
| 2                                | Onions             | 1 kg                  | 2.58  | 2.96   | 2.56   | 2.91   | 2.65   | 3.04   | 2.89   | 2.64   | 2.64   | 2.83   | 2.63   | 2.94   | 2.94   | 3.50   | 3.40               | 3.40   | 17%  |
| 3                                | Apples             | 1 kg                  | 12.06 | 9.01   | 12.40  | 12.40  | 10.65  | 10.15  | 10.15  | 10.13  | 11.33  | 11.33  | 10.28  | 7.02   | 7.02   | 7.03   | 6.33               | 6.67   | -46% |
| 4                                | Oranges            | 1 kg                  | 13.59 | 12.39  | 11.50  | 12.00  | 12.00  | 12.27  | 12.27  | 12.05  | 12.05  | 12.40  | 12.40  | 12.75  | 12.75  | 13.25  | 12.40              | 12.40  | 3%   |
| <b>Meats, Fish &amp; Poultry</b> |                    |                       |       |        |        |        |        |        |        |        |        |        |        |        |        |        |                    |        |      |
| 5                                | Mutton Flaps       | 1 kg                  | 8.24  | 9.13   | 8.49   | 8.29   | 8.72   | 8.91   | 8.88   | 9.10   | 9.08   | 9.21   | 9.09   | 9.33   | 9.34   | 9.34   | 9.26               | 9.36   | 13%  |
| 6                                | Chicken Pieces     | 1 kg                  | 4.01  | 3.38   | 3.78   | 3.54   | 3.33   | 3.33   | 3.32   | 3.42   | 3.28   | 3.40   | 3.34   | 3.49   | 3.39   | 3.49   | 3.36               | 3.36   | -5%  |
| <b>Other Food</b>                |                    |                       |       |        |        |        |        |        |        |        |        |        |        |        |        |        |                    |        |      |
| 1                                | Flour              | 1 kg                  | 2.13  | 1.80   | 2.07   | 2.02   | 1.96   | 1.92   | 1.88   | 1.86   | 1.90   | 1.90   | 1.88   | 1.61   | 1.65   | 1.65   | 1.73               | 1.73   | -14% |
| 2                                | Sugar              | 1 kg                  | 1.90  | 2.56   | 1.85   | 1.93   | 2.51   | 2.59   | 2.68   | 2.66   | 2.61   | 2.55   | 2.48   | 2.51   | 2.51   | 2.51   | 2.55               | 2.60   | 35%  |
| <b>TOBACCO, ALCOHOL AND KAVA</b> |                    |                       |       |        |        |        |        |        |        |        |        |        |        |        |        |        |                    |        |      |
| <b>Tobacco</b>                   |                    |                       |       |        |        |        |        |        |        |        |        |        |        |        |        |        |                    |        |      |
| 3                                | Winfield Blue      | Packet                | 9.80  | 10.96  | 9.71   | 9.75   | 9.85   | 9.85   | 9.85   | 9.91   | 11.44  | 11.44  | 11.44  | 11.42  | 11.58  | 11.58  | 11.58              | 11.58  | 19%  |
| 4                                | Port Royal Tobacco | Packet                | 13.37 | 18.31  | 13.78  | 13.83  | 13.84  | 13.67  | 13.71  | 13.75  | 18.88  | 18.88  | 18.88  | 20.48  | 21.88  | 21.88  | 21.88              | 22.02  | 59%  |
| <b>TRANSPORTATION</b>            |                    |                       |       |        |        |        |        |        |        |        |        |        |        |        |        |        |                    |        |      |
| <b>Private Transportation</b>    |                    |                       |       |        |        |        |        |        |        |        |        |        |        |        |        |        |                    |        |      |
| 1                                | Petrol             | litre                 | 2.30  | 2.51   | 2.37   | 2.45   | 2.46   | 2.53   | 2.61   | 2.51   | 2.45   | 2.42   | 2.45   | 2.42   | 2.48   | 2.50   | 2.64               | 2.71   | 11%  |
| 2                                | Diesel             | litre                 | 2.29  | 2.54   | 2.38   | 2.41   | 2.40   | 2.48   | 2.63   | 2.56   | 2.49   | 2.46   | 2.52   | 2.49   | 2.53   | 2.56   | 2.67               | 2.74   | 14%  |



Printed by STATISTICS DEPARTMENT  
Nuku'alofa, TONGA - 2011