



**SERIES NO.**  
**SDT: 39-M 45**



**Government of Tonga**

# **STATISTICAL BULLETIN**

## **ON**



# **MONTHLY MIGRATION STATISTICS FEBRUARY 2016**



Statistics Department  
P.O. Box 149,  
Nuku'alofa,  
Kingdom of Tonga  
Website: [www.spc.int/prism/tonga/](http://www.spc.int/prism/tonga/)  
E-mail: [dept@stats.gov.to](mailto:dept@stats.gov.to)

**March 2016**  
Price:

## PREFACE

This bulletin is produced by the Statistics Department on monthly migration statistics of the Kingdom for the month of February 2016. It shows the international arrivals and departures by months back to January 2010, mode of transportation, type of passengers, purpose of visit, age group of passengers and some charts for analysis purposes.

The data is extracted from the arrival and departure cards of the Immigration Department, Ministry of Foreign Affairs, and Customs Department's vessel & yacht log book.

This bulletin also presents information relating to gender of passengers and country of usual residence, and country visited.

Special thanks are extended to the Immigration Department of the Ministry of Foreign Affairs and Trade, Customs Department of the Ministry of Revenue Services, Airport Terminal Services, Tonga Airport Limited and Ports Authority for their assistance in providing their administrative information relating to these statistics. I am also grateful particularly to my staff members who contributed to the compilation of this report.

Any suggestions that recipients of this bulletin wish to make for its future improvement will be welcome by the Statistics Department.

.....  
Mrs Masiva'ilo Masila  
Acting Government Statistician

Statistics Department,  
P.O. Box 149,  
Nuku'alofa,  
Tonga.

Telephone: (676) 23 – 300  
Fax : (676) 24 – 303  
Email : [dept@stats.gov.to](mailto:dept@stats.gov.to)  
Website : [www.spc.int/prism/tonga/](http://www.spc.int/prism/tonga/)



Government of Tonga

# INTERNATIONAL ARRIVALS AND DEPARTURES February 2016

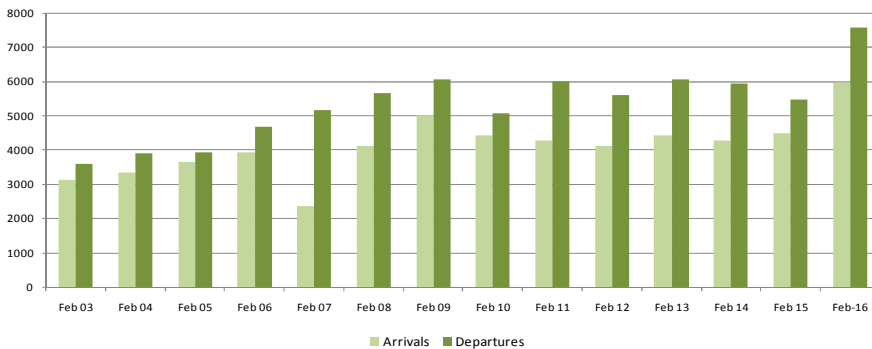
## Statistical Bulletin

SD18M-45

Month of February 2016	Number	Change from previous month	Change from previous year
All Arrivals	11,453	40.5	66.1
Air Visitors	3,259	-9.0	36.9
Air Returning Residents	2,720	-40.5	28.4
Cruise Ships	5,474	0.0	130.7
Yachts	-	0.0	0.0
All Departures	13,059	38.3	65.8

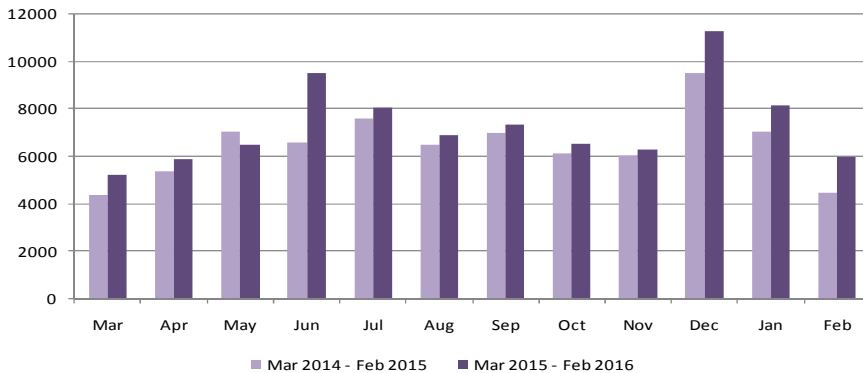
- An increase of 40.5% of all arrivals (11,453) compared to the previous month of January 2016 (8,150)
- A decline of 9.0% of all air visitors (3,259) compared to January 2016 (3,581)
- A decline of 40.5% (2,720) of returning residents compared to previous month (4,569)
- There were 5,474 passengers arrived by cruise ship, for the month of February 2016.
- There were no arrivals by yacht for February 2016
- An increase of 38.3% of all departures from January 2016.

Fig. 1: February Air Arrivals and Departures 2003 - 2016



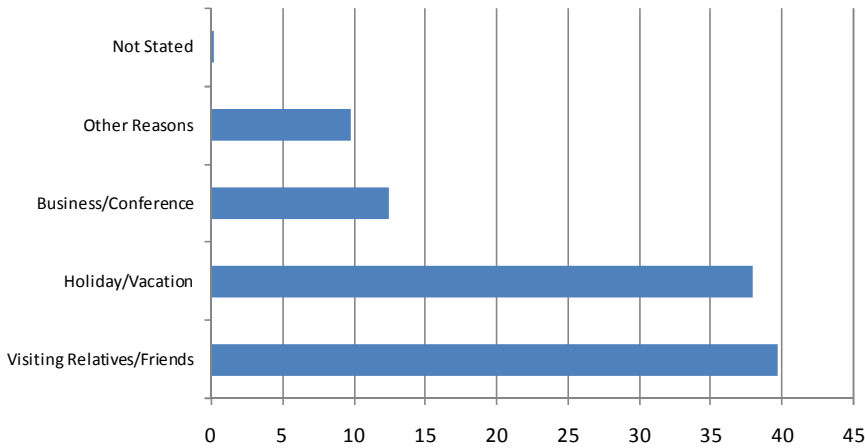
- Total air arrivals in February 2016 were 5,979 an increase of 32.9% compared to February 2015 (4,500).
- Total air departures of 7,592 in February 2016, an increase of 38.1% compared to February 2015 (5,498)

Fig 2. Monthly Air Arrivals vs the corresponding month of the previous year.



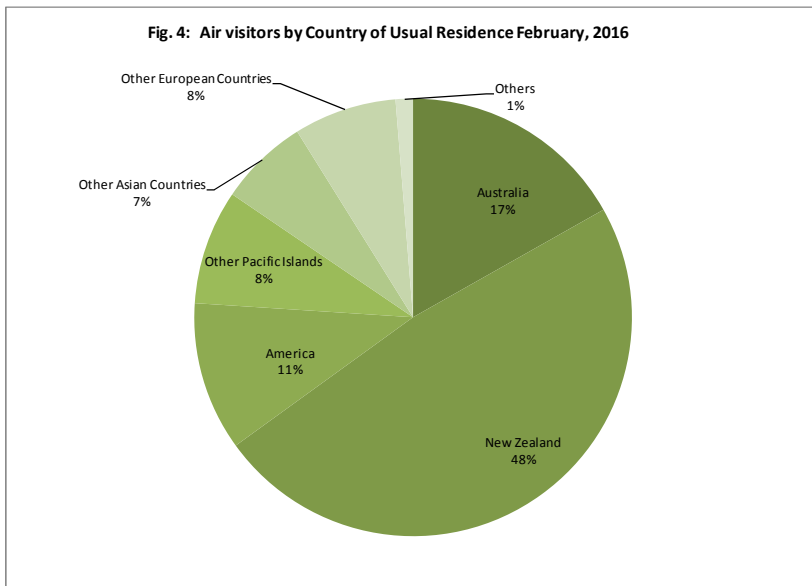
- Total air visitor arrivals in February 2016 were 3,259 an increase of 36.9% compared to February 2015 (2,381)

**Fig. 3: Air Visitors by Purpose of Visit February, 2016**



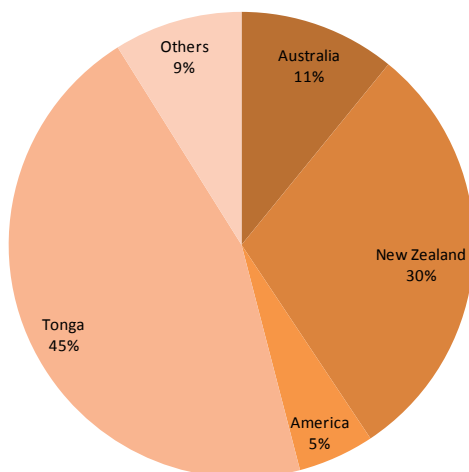
- Visiting Relatives/Friends made up 39.6% (1,292) of all air visitors to the Kingdom in the month of February.
- 37.9% (1,234) of the total visitors were here on Holiday/Vacation
- Visitors who were here on Business or Conference made up 12.5% (408) and those with other reasons were 9.8% (320)

**Fig. 4: Air visitors by Country of Usual Residence February, 2016**



- New Zealand remains as the leading country in visitors arrivals by country of usual residence, accounting for 48.2% (1,572) of total air visitors
- This was followed by Australia with 16.8% (549), and USA 11.0% (357)

**Fig. 5: Air Departures by Country of Usual Residence February, 2016**



- Most of the persons departing in the month of February were residents of Tonga (3,428) followed by New Zealand (2,259) and Australia (828)

## Background Information

Data is extracted from the arrival and departure cards of the Immigration Department, Ministry of Foreign Affairs and Customs vessel & yacht log book. The Statistics Department reconciles the figures from the Air Terminal Services Manifest, Tonga Airport Limited and Ports Authority Manifest to produce final published data.

Statistics on Overseas Arrivals and Departures related to the number of movements of travelers rather than the number of travelers (i.e. the multiple movements of individual persons during a given reference period are all counted).

## Definitions

- ▶ **A Visitor** is a person other than a Tongan citizen, permit holder and exempted person, who usually stay at least 24 hours in the Kingdom, or who stays overnight in accommodation within Tonga. This refers to passengers arriving by air and yacht only.
- ▶ **Cruise Ship Passengers** are defined as those who arrive and depart in the same vessel which is on a cruise trip, and use that vessel's accommodation during their stay in Tonga. They are also known as "Excursionist"
- ▶ **A Returning resident** is a person who has the Kingdom of Tonga as their permanent address for more than six months of the year and returns to Tonga after a trip overseas. Tongan residence is self-defined as reported by travelers when completing the Passenger Arrival Card.
- ▶ **Mode of Transport** Only air, yacht and cruise ships passengers are included. Passenger/crew on cargo, navy or special vessels are excluded.

The Statistics Department wishes to acknowledge the cooperation of the Immigration Department of the Ministry of Foreign Affairs and Trade and the Custom Department of the Ministry of Revenue Services, Air Terminal Services, Ports Authority making it possible to publish these important statistics.



Table 2. Total Arrivals by Age, Type of Passangers and Gender February, 2016

Age Group	Type of Passangers								
	Total			Visitors			Returning Residents		
	Total	Male	Female	Total	Male	Female	Total	Male	Female
0-4	213	103	110	152	69	83	61	34	27
5-9	257	131	126	117	60	57	140	71	69
10-14	275	137	138	80	39	41	195	98	97
15-19	360	162	198	81	38	43	279	124	155
20-24	482	235	247	225	99	126	257	136	121
25-29	533	280	253	299	143	156	234	137	97
30-34	544	278	266	327	173	154	217	105	112
35-39	496	247	249	290	145	145	206	102	104
40-44	516	288	228	295	175	120	221	113	108
45-49	544	288	256	322	180	142	222	108	114
50-54	525	271	254	335	178	157	190	93	97
55-59	406	202	204	232	117	115	174	85	89
60-64	314	168	146	206	112	94	108	56	52
65-69	238	135	103	142	82	60	96	53	43
70-74	138	75	63	81	47	34	57	28	29
75+	138	67	71	75	37	38	63	30	33
<b>Total</b>	<b>5,979</b>	<b>3,067</b>	<b>2,912</b>	<b>3,259</b>	<b>1,694</b>	<b>1,565</b>	<b>2,720</b>	<b>1,373</b>	<b>1,347</b>
<b>% Distribution</b>	<b>100.0</b>	<b>51.3</b>	<b>48.7</b>	<b>54.5</b>	<b>28.3</b>	<b>26.2</b>	<b>45.5</b>	<b>23.0</b>	<b>22.5</b>

Table 3. Total Visitors by Usual Residence and Purpose of Visit February, 2016

Country of Usual Residence	Purpose of Visit						
	Total	% Distribution	Holiday/Vacation	Business/Conference	Visiting Relative/Friends	Other Reasons	Not Stated
Australia	549	16.8	191	52	239	66	1
New Zealand	1,572	48.2	621	119	701	129	2
Fiji	191	5.9	25	95	43	28	-
American Samoa	8	0.2	1	1	6	-	-
Western Samoa	23	0.7	5	11	6	1	-
Other Pacific Islands	54	1.7	3	29	9	13	-
Japan	67	2.1	19	9	30	9	-
China	55	1.7	18	13	9	15	-
India	9	0.3	2	2	5	-	-
Korea	38	1.2	33	2	3	-	-
Other Asian Countries	47	1.4	19	11	10	7	-
UK	58	1.8	35	2	18	3	-
Germany	78	2.4	64	3	7	3	1
France	9	0.3	8	1	-	-	-
Italy	3	0.1	3	-	-	-	-
Other European Countries	99	3.0	67	10	18	4	-
All African Countries	5	0.2	-	2	-	3	-
United States of America	357	11.0	92	40	187	38	-
Canada	24	0.7	22	1	1	-	-
Other American Countries	13	0.4	6	5	-	1	1
<b>Total</b>	<b>3,259</b>	<b>100.0</b>	<b>1,234</b>	<b>408</b>	<b>1,292</b>	<b>320</b>	<b>5</b>
<b>% Distribution</b>	<b>100.0</b>		<b>37.9</b>	<b>12.5</b>	<b>39.6</b>	<b>9.8</b>	<b>0.2</b>

**Table 4: AIR DEPARTURES by Age Group, Passanger's Type for February, 2016**

<b>Age Group</b>	<b>Returning Residence</b>	<b>Percentage Distribution</b>	<b>Visitors</b>	<b>Percentage Distribution</b>	<b>Total</b>	<b>Percentage Distribution</b>
0 - 4	102	3.0	208	5.0	310	4.1
5 - 9	66	1.9	240	5.8	306	4.0
10 - 14	49	1.4	183	4.4	232	3.1
15 - 19	130	3.8	233	5.6	363	4.8
20 - 24	546	15.9	280	6.7	826	10.9
25 - 29	479	14.0	362	8.7	841	11.1
30 - 34	416	12.1	343	8.2	759	10.0
35 - 39	335	9.8	316	7.6	651	8.6
40 - 44	296	8.6	343	8.2	639	8.4
45 - 49	284	8.3	371	8.9	655	8.6
50 - 54	216	6.3	360	8.6	576	7.6
55 - 59	165	4.8	287	6.9	452	6.0
60 - 64	147	4.3	240	5.8	387	5.1
65 - 69	102	3.0	181	4.3	283	3.7
70 - 74	39	1.1	103	2.5	142	1.9
75+	56	1.6	114	2.7	170	2.2
<b>All Ages</b>	<b>3,428</b>	<b>100.0</b>	<b>4,164</b>	<b>100.0</b>	<b>7,592</b>	<b>100.0</b>
<b>YACHT</b>	-	-	-	0	0	0
<b>CRUISE SHIP</b>	-	-	5,467	0	5467	0
<b>Total</b>	<b>3,428</b>	<b>100.0</b>	<b>9,631</b>	<b>100.0</b>	<b>13,059</b>	<b>100.0</b>

**Table 5. Total Departures by Country of Residence and Gender February, 2016**

<b>Country of Usual Residence</b>	<b>Male</b>	<b>Percent</b>	<b>Female</b>	<b>Percent</b>	<b>Total</b>	<b>Percent</b>
	<b>No.</b>	<b>Distribution</b>	<b>No.</b>	<b>Distribution</b>		
Australia	399	9.6	429	12.5	828	10.9
New Zealand	1,048	25.2	1,211	35.2	2,259	29.8
Fiji	90	2.2	69	2.0	159	2.1
American Samoa	3	0.1	4	0.1	7	0.1
Western Samoa	10	0.2	6	0.2	16	0.2
Tonga	2,101	50.6	1,327	38.6	3,428	45.2
Other Pacific Islands	40	1.0	18	0.5	58	0.8
Japan	26	0.6	13	0.4	39	0.5
China	30	0.7	21	0.6	51	0.7
India	5	0.1	1	0.0	6	0.1
Korea	38	0.9	6	0.2	44	0.6
Other Asian Countries	20	0.5	15	0.4	35	0.5
UK	27	0.7	29	0.8	56	0.7
Germany	29	0.7	37	1.1	66	0.9
France	5	0.1	7	0.2	12	0.2
Italy	4	0.1	1	0.0	5	0.1
Other European Countries	51	1.2	49	1.4	100	1.3
All African Countries	2	0.0	1	0.0	3	0.0
United States of America	210	5.1	189	5.5	399	5.3
Canada	9	0.2	4	0.1	13	0.2
Other American Countries	5	0.1	3	0.1	8	0.1
<b>Total</b>	<b>4,152</b>	<b>100.0</b>	<b>3,440</b>	<b>100.0</b>	<b>7,592</b>	<b>100.0</b>





**Printed by STATISTICS DEPARTMENT  
Nuku'alofa, TONGA—2016**