



**SERIES NO.**  
**SDT: 39-M 44**

**Government of Tonga**

# **STATISTICAL BULLETIN**

## **ON**

# **MONTHLY MIGRATION**

# **STATISTICS JANUARY 2016**

Statistics Department  
P.O. Box 149,  
Nuku'alofa,  
Kingdom of Tonga  
Website: [www.spc.int/prism/tonga/](http://www.spc.int/prism/tonga/)  
E-mail: [dept@stats.gov.to](mailto:dept@stats.gov.to)

**February 2016**  
Price:

## PREFACE

This bulletin is produced by the Statistics Department on monthly migration statistics of the Kingdom for the month of January 2016. It shows the international arrivals and departures by months back to January 2010, mode of transportation, type of passengers, purpose of visit, age group of passengers and some charts for analysis purposes.

The data is extracted from the arrival and departure cards of the Immigration Department, Ministry of Foreign Affairs, and Customs Department's vessel & yacht log book.

This bulletin also presents information relating to gender of passengers and country of usual residence, and country visited.

Special thanks are extended to the Immigration Department of the Ministry of Foreign Affairs and Trade, Customs Department of the Ministry of Revenue Services, Airport Terminal Services, Tonga Airport Limited and Ports Authority for their assistance in providing their administrative information relating to these statistics. I am also grateful particularly to my staff members who contributed to the compilation of this report.

Any suggestions that recipients of this bulletin wish to make for its future improvement will be welcome by the Statistics Department.

.....  
Mrs Masiva'ilo Masila  
Acting Government Statistician

Statistics Department,  
P.O. Box 149,  
Nuku'alofa,  
Tonga.

Telephone: (676) 23 – 300  
Fax : (676) 24 – 303  
Email : [dept@stats.gov.to](mailto:dept@stats.gov.to)  
Website : [www.spc.int/prism/tonga/](http://www.spc.int/prism/tonga/)



Government of Tonga

# INTERNATIONAL ARRIVALS AND DEPARTURES January 2016

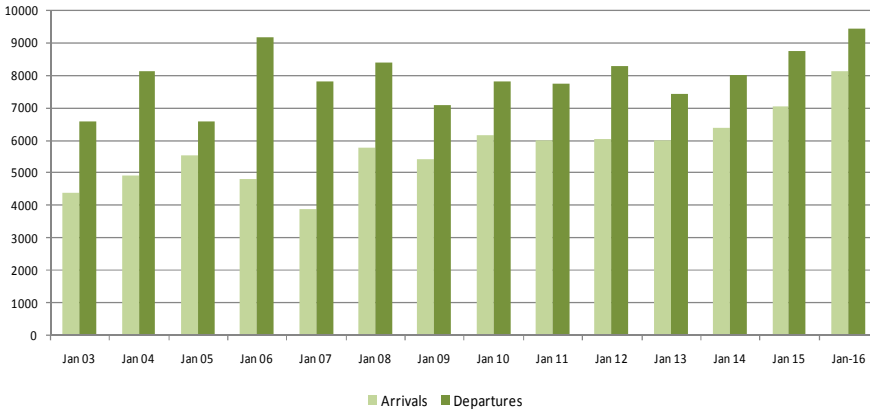
## Statistical Bulletin

SD18M-44

Month of January 2016	Number	Change from previous month	Change from previous year
All Arrivals	8,150	-28.3	-18.6
Air Visitors	3,581	-57.6	7.1
Air Returning Residents	4,569	61.4	22.8
Cruise Ships	-	0.0	0.0
Yachts	-	0.0	0.0
All Departures	9,442	-5.1	-19.6

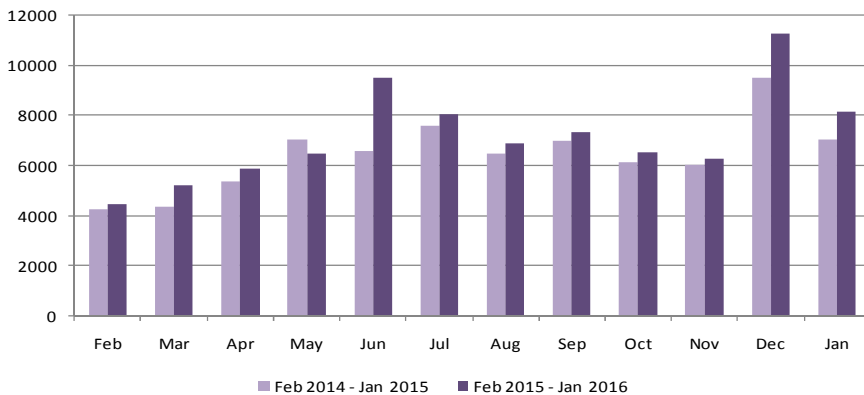
- A decline of 28.3% of all arrivals (8,150) compared to the previous month of December 2015 (11,374)
- A decline of 57.6% of all air visitors (3,581) compared to December 2015 (8,444)
- An increase of 61.4% (4,569) of returning residents compared to previous month (2,830)
- There were no cruise ship, for January 2016.
- There were also no arrivals by yacht for January 2016
- A decline of 5.1% of all departures from December 2015.

Fig. 1: January Air Arrivals and Departures 2003 - 2016



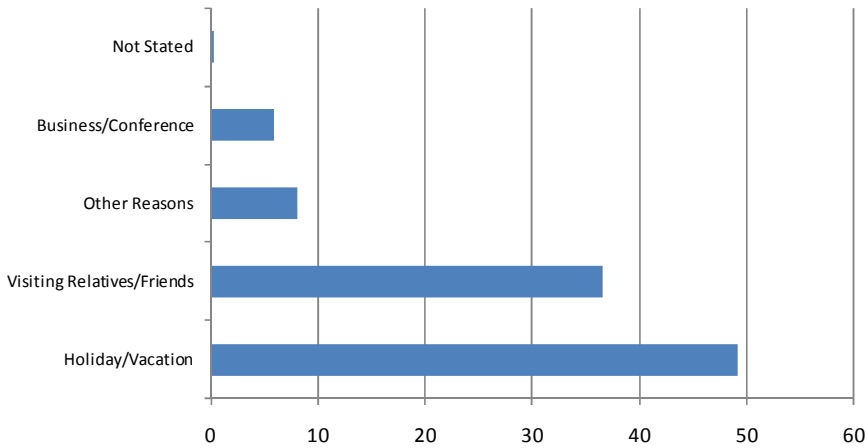
- Total air arrivals in January 2016 were 8,150 an increase of 15.4% compared to January 2015 (7,063).
- Total air departures of 9,441 in January 2016, an increase of 7.5% compared to January 2015 (8,779)

Fig 2. Monthly Air Arrivals vs the corresponding month of the previous year.



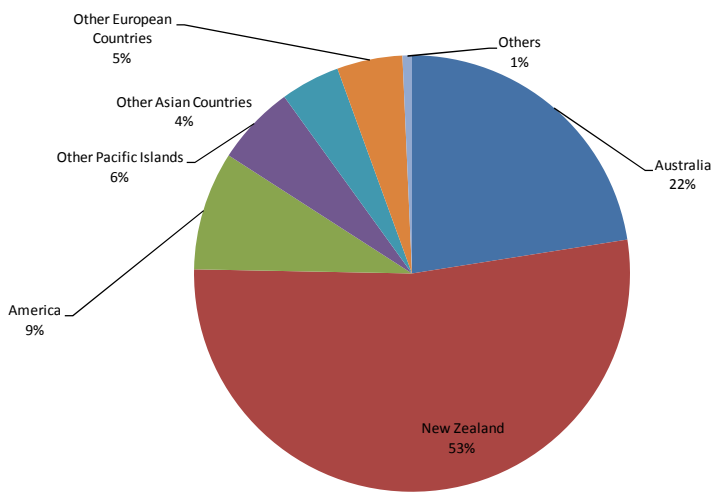
- Total air visitor arrivals in January 2016 were 3,581 an increase of 7.1% compared to January 2015 (3,343)

**Fig. 3: Air Visitors by Purpose of Visit January, 2016**



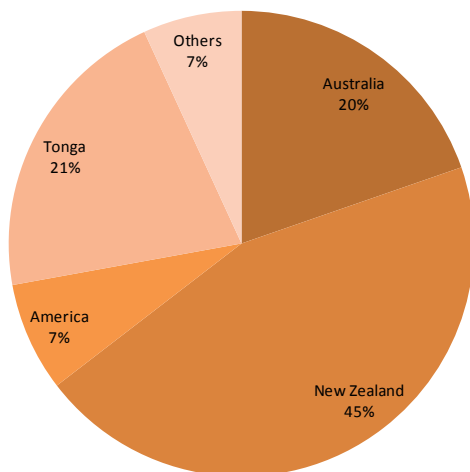
- 49.1% (1,758) of the total visitors were here on Holiday/Vacation
- Visiting Relatives/Friends made up 36.6% (1,310) of all air visitors to the Kingdom in the month of January.
- Visitors who were here on Business or Conference made up 5.9% (213) and those with other reasons were 8.1% (291)

**Fig. 4: Air visitors by Country of Usual Residence January, 2016**



- New Zealand remains as the leading country in visitors arrivals by country of usual residence, accounting for 52.8% (1,892) of total air visitors
- This was followed by Australia with 22.5 % (806), and USA 8.8% (316)

**Fig. 5: Air Departures by Country of Usual Residence January, 2016**



- Most of the persons departing in the month of January were residents of New Zealand (4,236) followed by Tongans (1,979) and Australia (1,858)

## Background Information

Data is extracted from the arrival and departure cards of the Immigration Department, Ministry of Foreign Affairs and Customs vessel & yacht log book. The Statistics Department reconciles the figures from the Air Terminal Services Manifest, Tonga Airport Limited and Ports Authority Manifest to produce final published data.

Statistics on Overseas Arrivals and Departures related to the number of movements of travelers rather than the number of travelers (i.e. the multiple movements of individual persons during a given reference period are all counted).

## Definitions

- ▶ **A Visitor** is a person other than a Tongan citizen, permit holder and exempted person, who usually stay at least 24 hours in the Kingdom, or who stays overnight in accommodation within Tonga. This refers to passengers arriving by air and yacht only.
- ▶ **Cruise Ship Passengers** are defined as those who arrive and depart in the same vessel which is on a cruise trip, and use that vessel's accommodation during their stay in Tonga. They are also known as "Excursionist"
- ▶ **A Returning resident** is a person who has the Kingdom of Tonga as their permanent address for more than six months of the year and returns to Tonga after a trip overseas. Tongan residence is self-defined as reported by travelers when completing the Passenger Arrival Card.
- ▶ **Mode of Transport** Only air, yacht and cruise ships passengers are included. Passenger/crew on cargo, navy or special vessels are excluded.

The Statistics Department wishes to acknowledge the cooperation of the Immigration Department of the Ministry of Foreign Affairs and Trade and the Custom Department of the Ministry of Revenue Services, Air Terminal Services, Ports Authority making it possible to publish these important statistics.



Table 2. Total Arrivals by Age, Type of Passangers and Gender January, 2016

Age Group	Type of Passangers								
	Total			Visitors			Returning Residents		
	Total	Male	Female	Total	Male	Female	Total	Male	Female
0-4	384	200	184	160	88	72	224	112	112
5-9	547	307	240	196	106	90	351	201	150
10-14	659	345	314	208	115	93	451	230	221
15-19	873	453	420	282	126	156	591	327	264
20-24	639	277	362	250	101	149	389	176	213
25-29	670	278	392	322	131	191	348	147	201
30-34	651	287	364	291	132	159	360	155	205
35-39	603	324	279	249	151	98	354	173	181
40-44	592	304	288	263	145	118	329	159	170
45-49	609	316	293	301	160	141	308	156	152
50-54	548	282	266	308	162	146	240	120	120
55-59	451	232	219	257	141	116	194	91	103
60-64	362	184	178	191	102	89	171	82	89
65-69	258	131	127	151	79	72	107	52	55
70-74	149	73	76	79	40	39	70	33	37
75+	155	71	84	73	38	35	82	33	49
<b>Total</b>	<b>8,150</b>	<b>4,064</b>	<b>4,086</b>	<b>3,581</b>	<b>1,817</b>	<b>1,764</b>	<b>4,569</b>	<b>2,247</b>	<b>2,322</b>
<b>% Distribution</b>	<b>100.0</b>	<b>49.9</b>	<b>50.1</b>	<b>43.9</b>	<b>22.3</b>	<b>21.6</b>	<b>56.1</b>	<b>27.6</b>	<b>28.5</b>

Table 3. Total Visitors by Usual Residence and Purpose of Visit January, 2016

Country of Usual Residence	Purpose of Visit						
	Total	% Distribution	Holiday/Vacation	Business/Conference	Visiting Relative/Friends	Other Reasons	Not Stated
Australia	806	22.5	392	21	345	48	-
New Zealand	1,892	52.8	914	71	781	123	3
Fiji	125	3.5	37	41	24	21	2
American Samoa	2	0.1	1	-	1	-	-
Western Samoa	11	0.3	2	-	8	1	-
Other Pacific Islands	74	2.1	14	11	12	36	1
Japan	42	1.2	21	9	4	8	-
China	80	2.2	39	21	6	14	-
India	5	0.1	2	-	3	-	-
Korea	13	0.4	12	1	-	-	-
Other Asian Countries	18	0.5	9	6	2	1	-
UK	43	1.2	35	3	3	2	-
Germany	35	1.0	34	-	1	-	-
France	21	0.6	12	4	1	4	-
Italy	8	0.2	8	-	-	-	-
Other European Countries	67	1.9	61	2	3	1	-
All African Countries	1	0.0	-	1	-	-	-
United States of America	316	8.8	148	20	114	31	3
Canada	9	0.3	6	-	2	1	-
Other American Countries	13	0.4	11	2	-	-	-
<b>Total</b>	<b>3,581</b>	<b>100.0</b>	<b>1,758</b>	<b>213</b>	<b>1,310</b>	<b>291</b>	<b>9</b>
<b>% Distribution</b>	<b>100.0</b>		<b>49.1</b>	<b>5.9</b>	<b>36.6</b>	<b>8.1</b>	<b>0.3</b>

**Table 4: AIR DEPARTURES by Age Group, Passanger's Type for January, 2016**

<b>Age Group</b>	<b>Returning Residence</b>	<b>Percentage Distribution</b>	<b>Visitors</b>	<b>Percentage Distribution</b>	<b>Total</b>	<b>Percentage Distribution</b>
0 - 4	55	2.8	398	5.3	453	4.8
5 - 9	83	4.2	561	7.5	644	6.8
10 - 14	79	4.0	609	8.2	688	7.3
15 - 19	167	8.4	662	8.9	829	8.8
20 - 24	277	14.0	556	7.5	833	8.8
25 - 29	201	10.2	560	7.5	761	8.1
30 - 34	194	9.8	600	8.0	794	8.4
35 - 39	169	8.5	479	6.4	648	6.9
40 - 44	157	7.9	523	7.0	680	7.2
45 - 49	159	8.0	663	8.9	822	8.7
50 - 54	120	6.1	622	8.3	742	7.9
55 - 59	101	5.1	437	5.9	538	5.7
60 - 64	74	3.7	303	4.1	377	4.0
65 - 69	53	2.7	221	3.0	274	2.9
70 - 74	33	1.7	137	1.8	170	1.8
75+	57	2.9	131	1.8	188	2.0
<b>All Ages</b>	<b>1,979</b>	<b>100.0</b>	<b>7,462</b>	<b>100.0</b>	<b>9,441</b>	<b>100.0</b>
<b>YACHT</b>	-	-	1	0	0	0
<b>CRUISE SHIP</b>	-	-	-	0	-	0
<b>Total</b>	<b>1,979</b>	<b>100.0</b>	<b>7,463</b>	<b>100.0</b>	<b>9,441</b>	<b>100.0</b>

**Table 5. Total Departures by Country of Residence and Gender January, 2016**

<b>Country of Usual Residence</b>	<b>Male</b>	<b>Percent</b>	<b>Female</b>	<b>Percent</b>	<b>Total</b>	<b>Percent</b>
	<b>No.</b>	<b>Distribution</b>	<b>No.</b>	<b>Distribution</b>		
Australia	892	18.9	966	20.5	1,858	19.7
New Zealand	2,028	42.9	2,208	46.9	4,236	44.9
Fiji	92	1.9	65	1.4	157	1.7
American Samoa	4	0.1	6	0.1	10	0.1
Western Samoa	12	0.3	10	0.2	22	0.2
Tonga	1,050	22.2	929	19.7	1,979	21.0
Other Pacific Islands	40	0.8	21	0.4	61	0.6
Japan	33	0.7	7	0.1	40	0.4
China	66	1.4	17	0.4	83	0.9
India	1	0.0	1	0.0	2	0.0
Korea	2	0.0	4	0.1	6	0.1
Other Asian Countries	16	0.3	4	0.1	20	0.2
UK	30	0.6	32	0.7	62	0.7
Germany	23	0.5	18	0.4	41	0.4
France	17	0.4	11	0.2	28	0.3
Italy	3	0.1	2	0.0	5	0.1
Other European Countries	42	0.9	35	0.7	77	0.8
All African Countries	1	0.0	1	0.0	2	0.0
United States of America	363	7.7	358	7.6	721	7.6
Canada	9	0.2	9	0.2	18	0.2
Other American Countries	6	0.1	7	0.1	13	0.1
<b>Total</b>	<b>4,730</b>	<b>100.0</b>	<b>4,711</b>	<b>100.0</b>	<b>9,441</b>	<b>100.0</b>





**Printed by STATISTICS DEPARTMENT  
Nuku'alofa, TONGA—2016**