



Government of Tonga

# INTERNATIONAL ARRIVALS AND DEPARTURES May 2014

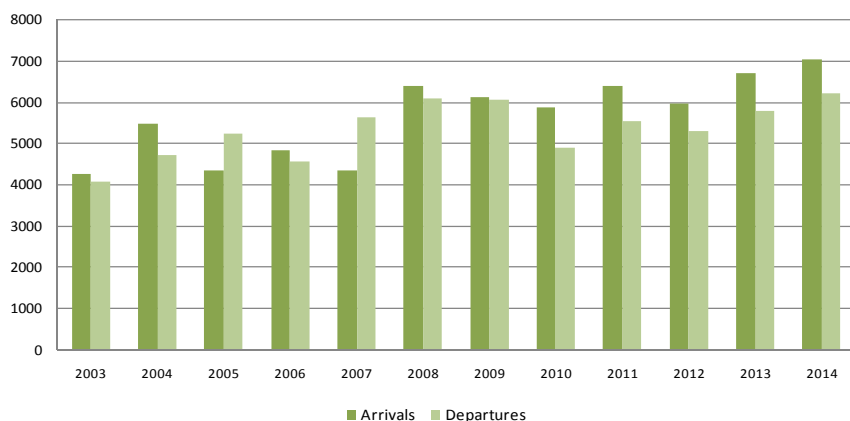
## Statistical Bulletin

SD38-M 24

Month of		Change from	Change from
May 2014	Number	previous month (%)	previous year (%)
All Arrivals	7,564	-1.5	7.6
Air Visitors	4,189	24.6	5.6
Air Returning Residents	2,872	41.2	4.8
Cruise Ships	260	-88.3	0.0
Yachts	243	326.3	-25.9
All Departures	6,582	-10.2	10.7

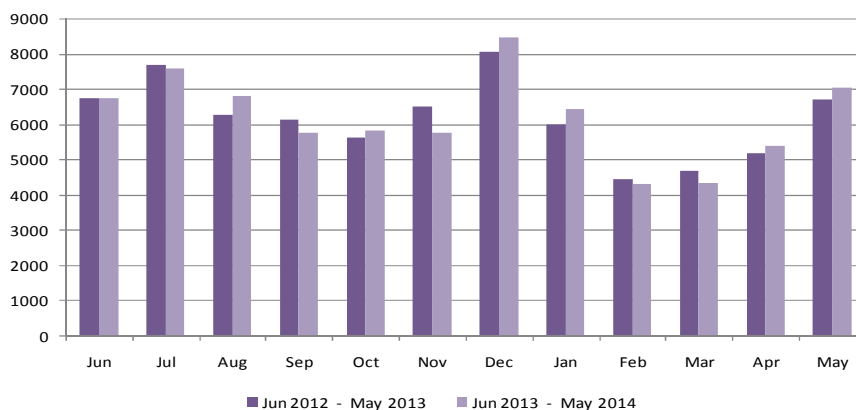
- A decline of 1.5% of all arrivals (7,564) compared to the previous month of April 2014 (7,678)
- An increase of 24.6% of all air visitors (4,189) compared to April 2014 (3,363)
- An increase of 41.2% (2,872) of returning residents compared to previous month (2,034)
- A decline of 88.3% (260) of cruise ship arrivals compared to previous month (2,224)
- An increase of 326.3% of yacht arrivals compared to the previous month
- A decline of 10.2% of all departures from April 2014

Fig. 1: May Air Arrivals and Departures 2003 - 2014



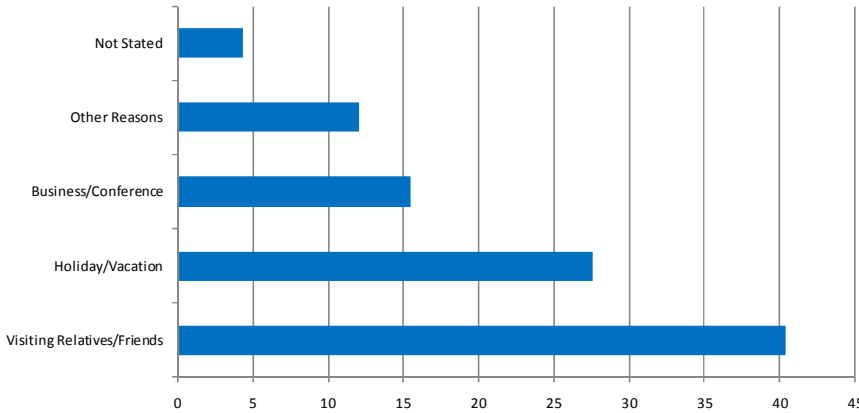
- Total air arrivals in May 2014 were 7,061 an increase of 5.3% compared to May 2013 (6,705).
- Total air departures of 6,228 in May 2014, an increase of 7.1% compared to May 2013 (5,815)

Fig. 2: Monthly Air Arrivals vs the corresponding month of the previous year



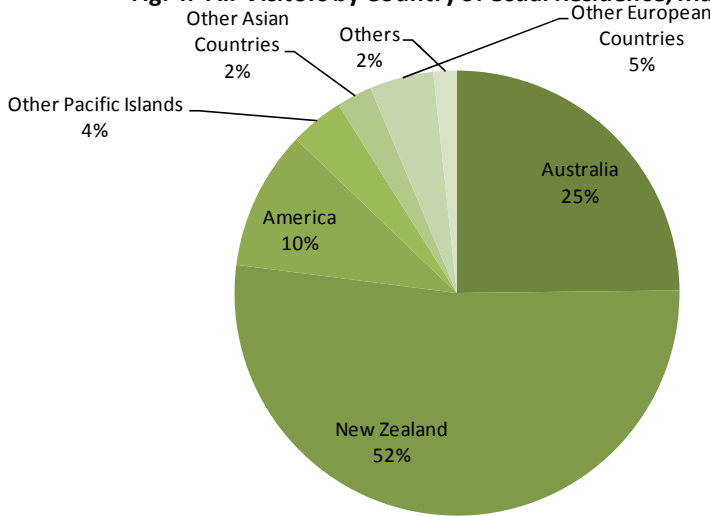
- Total air visitor arrivals in May 2014 were 4,189 an increase of 5.6% compared to May 2013 (3,965)

**Fig. 3: Air Visitors by Purpose of Visit May, 2014**



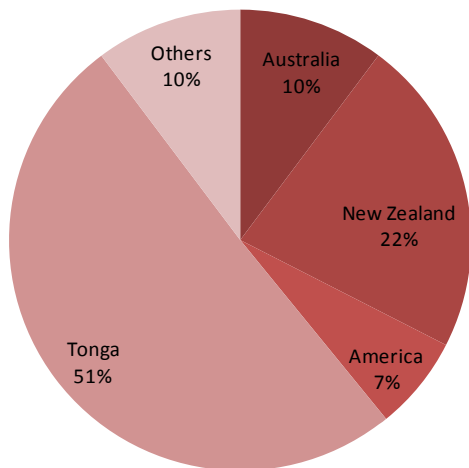
- Visiting Relatives/Friends made up 40.4% (1,694) of all air visitors to the Kingdom in the month of May.
- 27.6% (1,157) of the total visitors were here on Holiday/Vacation.
- Visitors who were here on Business or Conference made up 15.5% (649) and those with other reasons were 12.1% (505)

**Fig. 4: Air Visitors by Country of Usual Residence, May 2014**



- New Zealand remains as the leading country in visitors arrivals by country of usual residence, accounting for 52.2% (2,188) of total air visitors
- This was followed by Australia with 24.8 % (1,039), and USA 10.1% (424)

**Fig. 5: Air Departures by Country of Usual Residence May, 2014 \***



- Over half of the persons departing in the month of May were persons residing in the Kingdom of Tonga (3,152) followed by New Zealand (1,389) and Australia (638)

\* Total Departures by air was the average of Air Terminal Services and Tonga Airport Limited. Sub-Category estimates were based on the month's proportions.

## Background Information

Data is extracted from the arrival and departure cards of the Immigration Department, Ministry of Foreign Affairs and Customs vessel & yacht log book. The Statistics Department reconciles the figures from the Air Terminal Services Manifest, Tonga Airport Limited and Ports Authority Manifest to produce final published data.

Statistics on Overseas Arrivals and Departures related to the number of movements of travelers rather than the number of travelers (i.e. the multiple movements of individual persons during a given reference period are all counted).

## Definitions

- ▶ **A Visitor** is a person other than a Tongan citizen, permit holder and exempted person, who usually stay at least 24 hours in the Kingdom, or who stays overnight in accommodation within Tonga. This refers to passengers arriving by air and yacht only.
- ▶ **Cruise Ship Passengers** are defined as those who arrive and depart in the same vessel which is on a cruise trip, and use that vessel's accommodation during their stay in Tonga. They are also known as "Excursionist"
- ▶ **A Returning resident** is a person who has the Kingdom of Tonga as their permanent address for more than six months of the year and returns to Tonga after a trip overseas. Tongan residence is self-defined as reported by travelers when completing the Passenger Arrival Card.
- ▶ **Mode of Transport** Only air, yacht and cruise ships passengers are included. Passenger/crew on cargo, navy or special vessels are excluded.

The Statistics Department wishes to acknowledge the cooperation of the Immigration Department of the Ministry of Foreign Affairs, the Custom Department of the Ministry of Revenue Services, Air Terminal Services, Tonga Airport Limited and Ports Authority for making it possible to publish these important statistics.

**Table 1. Monthly Arrival and Departure by Mode of Travel and Net Migration, 2010 - 2014**

Period	Visitors Arrivals				Returning Residents				Total Arrivals				Total Departures				Net Migration
	Air	Ship	Yacht	Total	Air	Ship	Yacht	Total	Air	Ship	Yacht	Total	Air	Ship	Yacht	Total	
2005	42,437	11,840	943	55,220	21,066			21,066	63,503	11,840	943	76,286	60,276	11,871	1,393	73,540	2,746
2006	46,268	10,809	868	57,945	20,707			20,707	66,975	10,809	868	78,652	68,637	13,049	582	82,268	(3,616)
2007	43,344	8,790	1,140	53,274	22,313			22,313	65,657	8,790	1,140	75,587	71,325	10,461	1,630	83,416	(7,829)
2008	50,462	14,599	1,828	66,889	24,239			24,239	74,701	14,599	1,828	91,128	76,704	14,602	1,584	92,890	(1,762)
2009	45,711	27,641	1,317	74,669	25,134			25,134	70,845	27,641	1,317	99,803	70,949	27,150	1,261	99,360	443
2010	47,081	16,265	1,659	65,005	24,501			24,501	71,582	16,265	1,659	89,506	72,533	16,244	1,830	90,607	(1,101)
2011	46,005	20,519	1,849	68,373	26,587			26,587	72,592	20,519	1,849	94,960	73,589	20,550	1,468	95,607	(647)
2012	47,457	7,957	1,816	57,230	25,170			25,170	72,627	7,957	1,816	82,400	74,098	7,987	1,720	83,805	(1,405)
2013	48,188	9,432	2,045	59,665	25,808			25,808	73,996	9,432	2,045	85,473	73,938	9,427	1,769	85,134	339
<b>2010</b>																	
January	3,158	646	4	3,808	3,019			3,019	6,177	646	4	6,827	7,822	642	-	8,464	(1,637)
February	2,379	-	5	2,384	2,083			2,083	4,462	-	5	4,467	5,096	-	1	5,097	(630)
March	3,134	853	5	3,992	1,730			1,730	4,864	853	5	5,722	4,993	850	7	5,850	(128)
April	2,818	2,802	30	5,650	1,906			1,906	4,724	2,802	30	7,556	5,101	2,806	34	7,941	(385)
May	3,670	5,303	177	9,150	2,230			2,230	5,900	5,303	177	11,380	4,929	5,302	107	10,338	1,042
June	4,701	-	275	4,976	1,888			1,888	6,589	-	275	6,864	5,173	-	344	5,517	1,347
July	4,900	-	238	5,138	1,814			1,814	6,714	-	238	6,952	7,428	-	386	7,814	(862)
August	4,216	-	246	4,462	1,848			1,848	6,064	-	246	6,310	6,342	-	231	6,573	(263)
September	4,576	5,275	188	10,039	1,756			1,756	6,332	5,275	188	11,795	6,379	5,253	165	11,797	(2)
October	3,467	-	352	3,819	1,809			1,809	5,276	-	352	5,628	6,107	-	403	6,510	(882)
November	3,569	1,386	126	5,081	2,378			2,378	5,947	1,386	126	7,459	5,990	1,391	130	7,511	(52)
December	6,493	-	13	6,506	2,040			2,040	8,533	-	13	8,546	7,173	-	22	7,195	1,351
<b>2011</b>																	
January	2,844	2	2,846	3,185	3,185			3,185	6,029	-	2	6,031	7,755	-	-	7,755	(1,724)
February	2,302	6,847	14	9,163	1,985			1,985	4,287	6,847	14	11,148	6,031	6,859	5	12,895	(1,747)
March	2,477	1,407	16	3,900	1,947			1,947	4,424	1,407	16	5,847	4,526	1,411	18	5,955	(108)
April	3,520	3,038	37	6,595	2,152			2,152	5,672	3,038	37	8,747	5,367	3,045	15	8,427	320
May	3,812	-	250	4,062	2,588			2,588	6,400	-	250	6,650	5,565	-	89	5,654	996
June	4,323	-	242	4,565	1,913			1,913	6,236	-	242	6,478	5,240	-	194	5,434	1,044
July	5,280	2,376	239	7,895	1,998			1,998	7,278	2,376	239	9,893	7,415	2,378	232	10,025	(132)
August	4,486	-	419	4,905	1,889			1,889	6,375	-	419	6,794	7,266	-	199	7,465	(671)
September	3,561	-	242	3,803	2,063			2,063	5,624	-	242	5,866	6,315	4,391	281	10,987	(5,121)
October	3,155	4,387	257	7,799	2,164			2,164	5,319	4,387	257	9,963	5,927	-	280	6,207	3,756
November	2,996	-	112	3,108	2,354			2,354	5,350	-	112	5,462	5,252	-	135	5,387	75
December	7,249	2,464	19	9,732	2,349			2,349	9,598	2,464	19	12,081	6,930	2,466	20	9,416	2,665
<b>2012</b>																	
January	3,043	-	-	3,043	3,018			3,018	6,061	-	-	6,061	8,296	-	-	8,296	(2,235)
February	2,241	1,220	4	3,465	1,913			1,913	4,154	1,220	4	5,378	5,637	1,365	3	7,005	(1,627)
March	2,629	865	15	3,509	1,927			1,927	4,556	865	15	5,436	4,866	816	10	5,692	(256)
April	3,022	3,063	44	6,129	1,847			1,847	4,869	3,063	44	7,976	5,044	2,999	46	8,089	(113)
May	3,497	-	302	3,799	2,486			2,486	5,983	-	302	6,285	5,310	-	83	5,393	892
June	4,892	-	182	5,074	1,836			1,836	6,728	-	182	6,910	4,764	-	249	5,013	1,897
July	5,789	-	235	6,024	1,880			1,880	7,669	-	235	7,904	7,677	-	194	7,871	33
August	4,286	-	254	4,540	1,986			1,986	6,272	-	254	6,526	6,966	-	269	7,235	(709)
September	4,156	-	351	4,507	1,966			1,966	6,122	-	351	6,473	5,939	-	313	6,252	221
October	3,909	1,817	315	6,041	1,725			1,725	5,634	1,817	315	7,766	6,566	1,815	334	8,715	(949)
November	4,052	618	86	4,756	2,459			2,459	6,511	618	86	7,215	5,914	618	193	6,725	490
December	5,941	374	28	6,343	2,127			2,127	8,068	374	28	8,470	7,119	374	26	7,519	951
<b>2013</b>																	
January	2,927	922	9	3,858	3,085			3,085	6,012	922	9	6,943	7,440	922	8	8,370	(1,427)
February	2,621	1,310	2	3,933	1,816			1,816	4,437	1,310	2	5,749	6,077	1,310	-	7,387	(1,638)
March	2,797	626	11	3,434	1,880			1,880	4,677	626	11	5,314	5,035	626	10	5,671	(357)
April	3,088	3,205	50	6,343	2,096			2,096	5,184	3,205	50	8,439	5,100	3,204	14	8,318	121
May	3,965	-	328	4,293	2,740			2,740	6,705	-	328	7,033	5,815	-	132	5,947	1,086
June	4,693	700	182	5,575	2,046			2,046	6,739	700	182	7,621	5,411	700	193	6,304	1,317
July	5,415	-	282	5,697	2,183			2,183	7,598	-	282	7,880	7,747	-	220	7,967	(87)
August	4,753	-	305	5,058	2,051			2,051	6,804	-	305	7,109	7,227	-	267	7,494	(385)
September	4,068	1,954	339	6,361	1,711			1,711	5,779	1,954	339	8,072	5,579	1,950	291	7,820	252
October	4,037	-	403	4,440	1,789			1,789	5,826	-	403	6,229	6,111	-	384	6,495	(266)
November	3,395	715	121	4,231	2,363			2,363	5,758	715	121	6,594	5,165	715	232	6,112	482
December	6,429	-	13	6,442	2,048			2,048	8,477	-	13	8,490	7,231	-	18	7,249	1,241
<b>2014</b>																	
January	3,259	1,446	3	4,708	3,167			3,167	6,426	1,446	3	7,875	8,028	1,444	-	9,472	(1,597)
February	2,441	3,677	24	6,142	1,861			1,861	4,302	3,677	24	8,003	5,958	3,676	14	9,648	(1,645)
March	2,484	1,817	10	4,311	1,880			1,880	4,364	1,817	10	6,191	4,885	1,811	22	6,718	(527)
April	3,363	2,224	57	5,644	2,034			2,034	5,397	2,224	57	7,678	5,063	2,227	40	7,330	348
May	4,189	260	243	4,692	2,872			2,872	7,061	260	243	7,564	6,228	260	94	6,582	982

Table 2. Total Air Arrivals by Age, Type of Passangers and Gender May, 2014

Age Group	Type of Passangers								
	Total			Visitors			Returning Residents		
	Total	Male	Female	Total	Male	Female	Total	Male	Female
0-4	371	158	212	291	135	155	80	23	57
5-9	187	86	101	157	76	81	29	10	19
10-14	213	89	124	141	55	86	72	35	38
15-19	230	110	120	149	70	79	80	40	41
20-24	615	341	274	280	100	181	335	242	93
25-29	764	422	341	385	158	227	379	264	115
30-34	689	405	283	366	185	181	323	220	103
35-39	591	351	240	321	149	172	270	202	68
40-44	624	371	253	326	180	146	298	191	107
45-49	724	394	330	460	251	209	264	143	121
50-54	546	296	251	343	176	168	203	120	83
55-59	484	253	232	298	159	138	187	93	93
60-64	375	180	195	248	123	125	127	57	70
65-69	331	175	156	224	110	115	107	65	42
70-74	145	78	67	103	57	46	43	21	21
75+	172	76	95	97	39	58	75	38	38
<b>Total</b>	<b>7,061</b>	<b>3,786</b>	<b>3,275</b>	<b>4,189</b>	<b>2,022</b>	<b>2,167</b>	<b>2,872</b>	<b>1,764</b>	<b>1,108</b>
<b>% Distribution</b>	<b>100.0</b>	<b>53.6</b>	<b>46.4</b>	<b>59.3</b>	<b>28.6</b>	<b>30.7</b>	<b>40.7</b>	<b>25.0</b>	<b>15.7</b>

Table 3. Total Air Visitors by Usual Residence and Purpose of Visit May, 2014

Country of Usual Residence	Purpose of Visit						
	Total	% Distribution	Holiday/Vacation	Business/Conference	Visiting Relative/Friends	Other Reasons	Not Stated
Australia	1,039	24.8	280	138	464	130	26
New Zealand	2,188	52.2	473	389	979	237	110
Fiji	121	2.9	26	38	21	28	7
American Samoa	3	0.1	-	1	2	-	-
Western Samoa	3	0.1	-	1	-	2	-
Other Pacific Islands	37	0.9	8	13	6	6	3
Japan	26	0.6	16	2	5	2	1
China	60	1.4	19	27	1	1	11
India	3	0.1	2	1	-	-	-
Korea	2	0.0	2	-	-	-	-
Other Asian Countries	17	0.4	7	6	1	3	-
UK	44	1.0	33	2	4	5	-
Germany	50	1.2	46	-	2	-	2
France	16	0.4	10	1	1	4	-
Italy	14	0.3	14	-	-	-	-
Other European Countries	71	1.7	66	-	3	-	2
All African Countries	5	0.1	2	-	1	-	2
United States of America	424	10.1	120	26	175	84	18
Canada	24	0.6	19	3	-	2	-
Other American Countries	42	1.0	12	-	28	-	1
<b>Total</b>	<b>4,189</b>	<b>100.0</b>	<b>1,157</b>	<b>649</b>	<b>1,694</b>	<b>505</b>	<b>184</b>
<b>% Distribution</b>	<b>100.0</b>		<b>27.6</b>	<b>15.5</b>	<b>40.4</b>	<b>12.1</b>	<b>4.4</b>

**Table 4: AIR DEPARTURES by Age Group, Passanger's Type for May, 2014 \***

Age Group	Returning Residence	Percentage Distribution	Visitors	Percentage Distribution	Total	Percentage Distribution
0 - 4	87	2.8	235	7.6	322	5.2
5 - 9	54	1.7	150	4.9	204	3.3
10 - 14	37	1.2	139	4.5	177	2.8
15 - 19	81	2.6	118	3.8	199	3.2
20 - 24	251	8.0	186	6.0	437	7.0
25 - 29	289	9.2	232	7.5	521	8.4
30 - 34	346	11.0	219	7.1	564	9.1
35 - 39	299	9.5	205	6.7	504	8.1
40 - 44	323	10.3	225	7.3	548	8.8
45 - 49	403	12.8	293	9.5	696	11.2
50 - 54	289	9.2	287	9.3	576	9.3
55 - 59	227	7.2	266	8.7	494	7.9
60 - 64	147	4.7	193	6.3	340	5.5
65 - 69	123	3.9	180	5.8	302	4.9
70 - 74	85	2.7	60	1.9	145	2.3
75+	88	2.8	61	2.0	150	2.4
NS	22	0.7	27	0.9	49	0.8
<b>All Ages</b>	<b>3,152</b>	<b>100.0</b>	<b>3,076</b>	<b>100.0</b>	<b>6,228</b>	<b>100.0</b>
YACHT	-	-	94	0	94	0
CRUISE SHIP	-	-	260	0	260	0
<b>Total</b>	<b>3,152</b>	<b>100.0</b>	<b>3,430</b>	<b>100.0</b>	<b>6,582</b>	<b>100.0</b>

1

; 11Total arrivals by air was the average of Air Terminal Services and Tonga Airport Limited. Sub-Category estimates were based on the month's proportions.

**Table 5. Total Air Departures by Country of Residence and Gender May, 2014 \***

Country of Usual Residence	Male	Percent	Female	Percent	Total	Percent
	No.	Distribution	No.	Distribution		No.
Australia	331	9.5	307	11.1	638	10.2
New Zealand	703	20.3	686	24.8	1,389	22.3
Fiji	69	2.0	60	2.2	129	2.1
American Samoa	-	-	-	-	-	-
Western Samoa	10	0.3	18	0.7	28	0.5
Tonga	1,868	53.9	1,284	46.5	3,152	50.6
Other Pacific Islands	12	0.3	7	0.3	19	0.3
Japan	39	1.1	7	0.3	46	0.7
China	48	1.4	25	0.9	73	1.2
India	6	0.2	-	-	6	0.1
Korea	1	0.0	3	0.1	4	0.1
Other Asian Countries	12	0.3	10	0.4	22	0.4
UK	46	1.3	28	1.0	75	1.2
Germany	33	1.0	13	0.5	46	0.7
France	18	0.5	6	0.2	24	0.4
Italy	1	0.0	7	0.3	9	0.1
Other European Countries	52	1.5	51	1.8	103	1.7
All African Countries	3	0.1	4	0.2	7	0.1
United States of America	184	5.3	228	8.2	412	6.6
Canada	9	0.3	7	0.3	16	0.3
Other American Countries	19	0.6	7	0.3	27	0.4
<b>Total</b>	<b>3,466</b>	<b>100.0</b>	<b>2,762</b>	<b>100.0</b>	<b>6,228</b>	<b>100.0</b>